

1) LED function indicator, 3) Teach-In button, 4) Encoder



Basic features

Application	Positioning
Approval/Conformity	CE UKCA cURus WEEE
Basic standard	IEC 60947-5-2 IEC 60947-5-7

Electrical data

Load resistance RL min.	2000 Ohm
No-load current Io max. at Ue	20 mA
Operating voltage Ub	15...30 VDC
Rated insulation voltage Ui	75 V DC
Rated operating voltage Ue DC	24 V
Ripple max. (% of Ue)	10 %
Slope U	0.25 V/mm

Display/Operation

Function indicator	yes
Power indicator	no

Environmental conditions

Ambient temperature	-25...85 °C
Contamination scale	3
EN 60068-2-27, Shock	Half-sinus, 30 gn, 11 ms
EN 60068-2-6, Vibration	55 Hz, amplitude 1 mm, 3x30 min
IP rating	IP67

Electrical connection

Connection	M12x1-Male, 3-pin, A-coded
Polarity reversal protected	yes
Protection against device mix-ups	yes
Short-circuit protection	yes

Functional safety

MTTF (40 °C)	250 a
--------------	-------

Interface

Analog output	Analog, voltage 0...10 V
Output characteristic	Adjustable
Output voltage at SI max.	10 V
Output voltage at SI min.	0 V
Output voltage at Se	5 V

Material

Housing material	PA
Material sensing surface	PA

Mechanical data

Dimension	70 x 30 x 16 mm
Tightening torque max.	2.5 Nm

Range/Distance

Linearity range SI	0...40 mm
Measuring range	0...40 mm
Non-linearity max.	±500 µm
Repeat accuracy per BWN	±100 µm
Temperature drift max. from end value	±3.0 %

Remarks

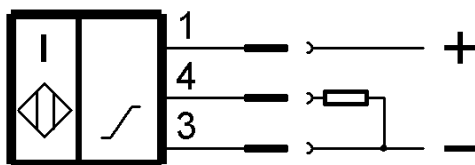
Please refer to manual.
 The working range is teachable with the aid of the scanner.
 Specification applies to recommended target BAM TG-XE-010. D = 2 mm
 For more information about MTTf and B10d see MTTf / B10d Certificate

Indication of the MTTf- / B10d value does not represent a binding composition and/or life expectancy assurance; these are simply experiential values with no warranty implications. These declared values also do not extend the expiration period for defect claims or affect it in any way.

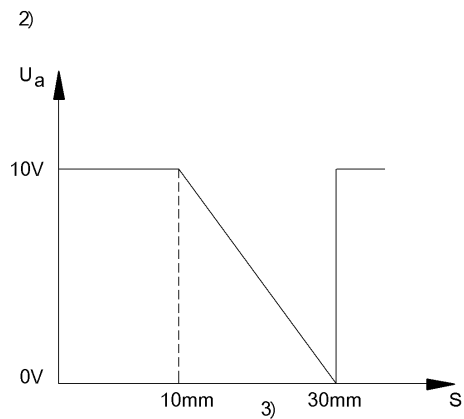
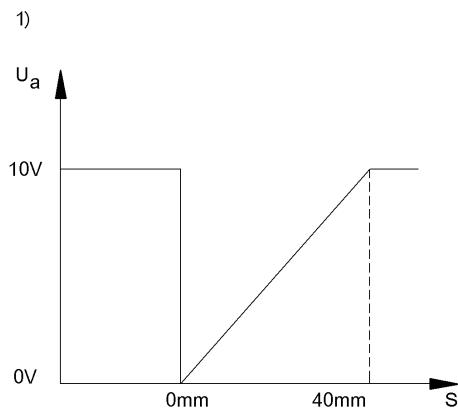
Connector Drawings



Wiring Diagrams



Technical Drawings



- 1) Standard characteristic curve
- 2) Reduced measuring range
- 3) Minimum width 20 mm