

Q3X



## Versatile, Rugged Laser Contrast Sensor

**High-Speed Performance:** Captures up to 2,000 events per second.

*Versatile*


Solves challenging part-detection applications with **small contrast differences**. Short-range models available with **background suppression** capability.

*Durable*

Rugged nickel-plated zinc housing suitable even in environments with cutting fluids and oils.

*Easy to Use*

Simplified user experience with a **clear intensity readout** from the angled three-digit display and easy setup with responsive buttons.





Q3X Laser  
Contrast Sensor

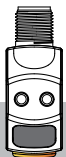


#### Ideal for High-Speed Detection

- High-speed part detection as fast as 250  $\mu$ s, capturing up to 2,000 events per second
- Used for presence/absence or orientation detection

#### High-Performance Contrast Detection

- Can detect small changes in contrast up to 300 mm



Angled Three-Digit Display

- Clear user feedback facilitates setup
- Easy to read at all angles
- Optional inverted display for easy mounting and readability
- Clear intensity readout



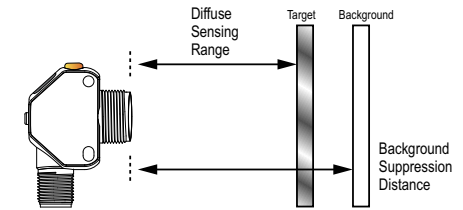
Nicked-Plated Zinc Housing  
Rated to IP67, IP68, IP69K

Green LED is ON when  
signal strength is stable



Reliable Detection with  
Background Suppression

- Short-range models available with fixed background suppression
- Ignores backgrounds including shiny metal while reliably detecting small contrast changes





Q3X Laser  
Contrast Sensor



Family	Housing Style	Output	Mode	Connector
<b>Q3X</b>	<b>T</b>	<b>B</b>	<b>LD</b>	<b>Q8</b>
	T = 18 mm Threaded Barrel	B = Bipolar	LD = Laser Diffuse 300 mm range LD50 = Laser Diffuse 50 mm range with 60 mm BGS* LD100 = Laser Diffuse 100 mm range with 120 mm BGS* LD150 = Laser Diffuse 150 mm range with 190 mm BGS* LD200 = Laser Diffuse 200 mm range with 280 mm BGS*	Q8 = 5-pin Integral QD <i>QD models require mating cordset</i>

\* BGS = Background Suppression

Order Now



## Accessories



**SMBQ4XFA**  
includes 3/8" bolt for mounting

**SMBQ4XFAM10**  
includes 10 mm bolt for mounting

**SMBQ4XFAM12**  
clamps directly onto industry standard bracket systems of 1/2" or 12 mm rods

**5-Pin M12/ Euro-Style Cordsets**  
Straight connector models listed; for right-angle, add RA to the end of the model number (example, MQDC1-506RA)



MQDC1-506  
2 m (6.5')  
MQDC1-515  
5 m (15')  
MQDC1-530  
9 m (30')

**5-Pin M12/ Euro-Style Washdown Cordset**  
Straight connector models only



MQDC-WDSS-0506  
2 m (6.5')  
MQDC-WDSS-0515  
5 m (15')  
MQDC-WDSS-0530  
9 m (30')



Talk with an app engineer. Get product specs. Order now.

1-888-373-6767 • bannerengineering.com

minneapolis, mn

