

POG10R DN 1024 I

Solid shaft with EURO flange B10, 1024 pulses per revolution

Article number: 11260245

Overview

- Extremely robust thanks to reinforced die-cast housing
- Extra large terminal box, 180° rotatable with spring terminals
- Cable gland M20 for resilient cables und cable protection
- HTL output driver for cable length up to 350 m
- High resistance to shock and vibrations



Technical data

Technical data - electrical ratings

Voltage supply	9...30 VDC
Consumption w/o load	≤100 mA
Pulses per revolution	1024
Phase shift	90 ° ±20°
Duty cycle	40...60 %
Reference signal	Zero pulse, width 90°
Sensing method	Optical
Output frequency	≤120 kHz
Output signals	K1, K2, K0 + inverted
Output stages	HTL-P (power linedriver)
Interference immunity	EN 61000-6-2
Emitted interference	EN 61000-6-3
Approval	CE UL approval / E217823

Technical data - mechanical design

Size (flange)	ø115 mm
Shaft type	ø11 mm solid shaft

Technical data - mechanical design

Admitted shaft load	≤300 N axial ≤450 N radial
Flange	EURO flange B10
Protection EN 60529	IP 66
Operating speed	≤12000 rpm (mechanical)
Operating torque typ.	2 Ncm
Rotor moment of inertia	212 gcm ²
Material	Housing: aluminium die-cast Shaft: stainless steel
Operating temperature	-40...+100 °C
Resistance	IEC 60068-2-6 Vibration 20 g, 10-2000 Hz IEC 60068-2-27 Shock 200 g, 6 ms
Corrosion protection	IEC 60068-2-52 Salt mist for ambient conditions CX (C5-M) according to ISO 12944-2
Connection	Terminal box
Weight approx.	3.1 kg

Optional

- Cable gland M25
- Explosion protection

POG10R DN 1024 I

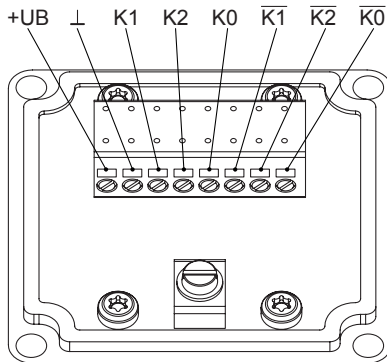
Solid shaft with EURO flange B10, 1024 pulses per revolution

Article number: 11260245

Terminal assignment

View A (see dimension)

Connecting terminal terminal box



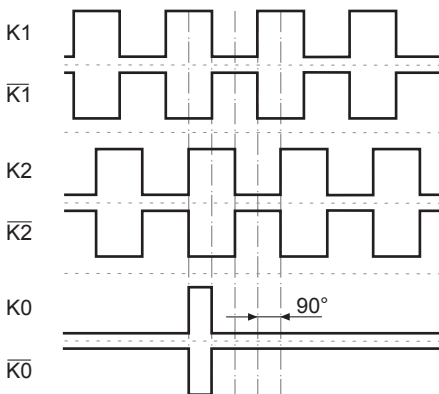
Terminal significance

+UB	Voltage supply
0V (L)	Ground
K1	Output signal channel 1
$\overline{K1}$	Output signal channel 1 inverted
K2	Output signal channel 2 (offset by 90° to channel 1)
$\overline{K2}$	Output signal channel 2 inverted
K0	Zero pulse (reference signal)
$\overline{K0}$	Zero pulse inverted

Output signals

HTL/TTL

At positive rotating direction (see dimension)

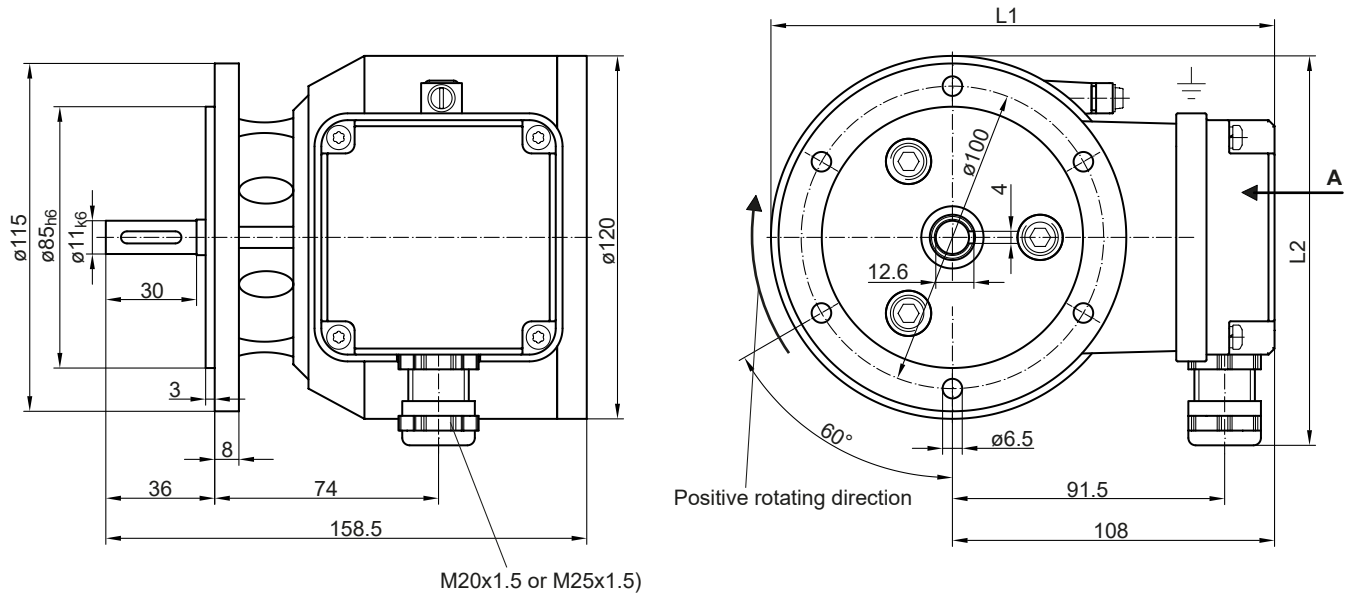


POG10R DN 1024 I

Solid shaft with EURO flange B10, 1024 pulses per revolution

Article number: 11260245

Dimensions



M20x1.5 or M25x1.5)

L1	L2	Cable gland
168	~129	M20x1.5
177	~129	M25x1.5

POG10R DN 1024 I

Solid shaft with EURO flange B10, 1024 pulses per revolution

Article number: 11260245

Accessories

Mounting accessories

Spring disk coupling K 35 (shaft \varnothing 6...12 mm)

Spring disk coupling K 50 (shaft \varnothing 11...16 mm)

Spring disk coupling K 60 (shaft \varnothing 11...22 mm)