

## Technical data sheet

### Capacitive sensor

Part no.: 50136525

LCS-2M12P-F03PNO-M12

#### Contents

- Technical data
- Dimensioned drawings
- Electrical connection
- Circuit diagrams
- Operation and display
- Part number code
- Notes
- Accessories



For illustration purposes only



## Technical data

### Basic data

|                            |            |
|----------------------------|------------|
| Series                     | LCS-2      |
| Switching distance $S_n$   | 1 ... 3 mm |
| Assured switching distance | 2.4 mm     |

### Electrical data

|                    |   |
|--------------------|---|
| Protective circuit | Polarity reversal protection<br>Short circuit protected |
|--------------------|---|

### Performance data

|  |                 |
|--|-----------------|
| Supply voltage $U_B$                     | 10 ... 30 V, DC |
| Residual ripple                          | 0 ... 10 %      |
| Open-circuit current                     | 10 mA           |
| Temperature drift, max. (in % of $S_r$ ) | 10 %            |
| Repeatability, max. (in % of $S_r$ )     | 5 %             |
| Rated operating current                  | 200 mA          |

### Outputs

|                                     |            |
|-------------------------------------|------------|
| Number of digital switching outputs | 1 Piece(s) |
|-------------------------------------|------------|

### Switching outputs

|              |                          |
|--------------|--------------------------|
| Type         | Digital switching output |
| Voltage type | DC                       |

### Switching output 1

|                     |                     |
|---------------------|---------------------|
| Assignment          | Connection 1, pin 2 |
| Switching element   | Transistor, PNP     |
| Switching principle | NO (normally open)  |

### Time behavior

|                     |        |
|---------------------|--------|
| Switching frequency | 100 Hz |
|---------------------|--------|

### Connection

|                       |            |
|-----------------------|------------|
| Number of connections | 1 Piece(s) |
|-----------------------|------------|

### Connection 1

|                    |                              |
|--------------------|------------------------------|
| Function           | Signal OUT<br>Voltage supply |
| Type of connection | Connector                    |
| Thread size        | M12                          |
| Type               | Male                         |
| Material           | Metal                        |
| No. of pins        | 4 -pin                       |
| Encoding           | A-coded                      |

### Mechanical data

|                                |                             |
|--------------------------------|-----------------------------|
| Design                         | Cylindrical                 |
| Thread size                    | M12 x 1 mm                  |
| Dimension ( $\varnothing$ x L) | 12 mm x 68 mm               |
| Type of installation           | Embedded                    |
| Housing material               | Plastic                     |
| Plastic housing                | Polybutylene (PBT)          |
| Sensing face material          | Plastic, Polybutylene (PBT) |
| Cover material                 | Plastic, Polybutylene (PBT) |

### Operation and display

|                                     |                         |
|-------------------------------------|-------------------------|
| Type of display                     | LED                     |
| Number of LEDs                      | 1 Piece(s)              |
| Operational controls                | Multiturn potentiometer |
| Function of the operational control | Sensitivity adjustment  |
| Switching distance, adjustable      | Yes                     |

### Environmental data

|                                |               |
|--------------------------------|---------------|
| Ambient temperature, operation | -25 ... 70 °C |
|--------------------------------|---------------|

### Certifications

|                      |               |
|----------------------|---------------|
| Degree of protection | IP 67         |
| Protection class     | III           |
| Standards applied    | IEC 60947-5-2 |

### Correction factors

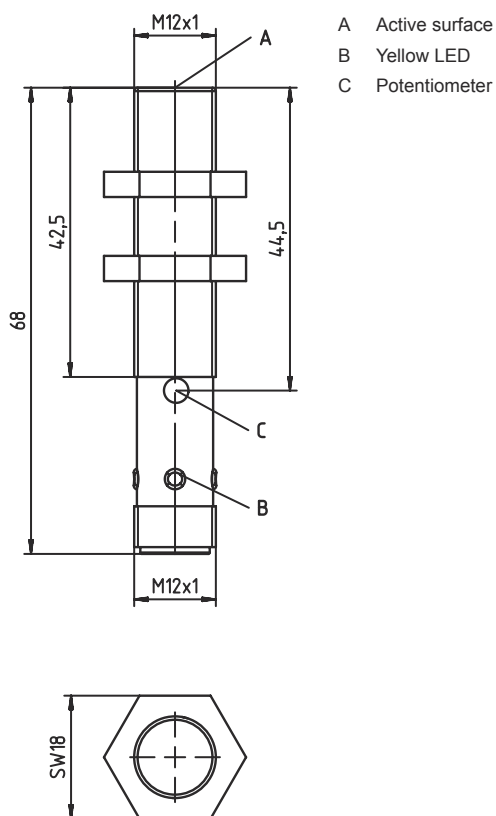
|                            |               |
|----------------------------|---------------|
| Acetone                    | 0.75          |
| Acrylic resin              | 0.1 ... 0.25  |
| Alcohol                    | 0.85          |
| Ammonia                    | 0.7 ... 0.85  |
| Aniline                    | 0.4           |
| Gasoline                   | 0.1           |
| Celluloid                  | 0.15          |
| Liquid chlorine            | 0.1           |
| Ebonite                    | 0.15          |
| Epoxy resin                | 0.15 ... 0.35 |
| Crude oil                  | 0.05          |
| Ethanol                    | 0.85          |
| Ethylene glycol            | 0.93          |
| Freon R22 and 502 (liquid) | 0.35          |
| Grain                      | 0.15 ... 0.3  |
| Glass                      | 0.2 ... 0.55  |
| Glycerin                   | 0.98          |
| Rubber                     | 0.15 ... 0.9  |
| Wood, wet                  | 0.6 ... 0.85  |
| Wood, dry                  | 0.1 ... 0.4   |
| Carbon dioxide             | 0             |
| Air                        | 0             |
| Marble                     | 0.5           |
| Flour                      | 0.05          |
| Melamine resin             | 0.25 ... 0.55 |
| Milk powder                | 0.2           |
| Nylon                      | 0.2 ... 0.3   |
| Oil-containing paper       | 0.25          |
| Paper                      | 0.1           |
| Polyamide                  | 0.3           |
| Polyester resin            | 0.15 ... 0.5  |
| Pressboard                 | 0.1 ... 0.3   |
| PTFE                       | 0.1           |
| Quartz glass               | 0.2           |
| Salt                       | 0.35          |
| Sand                       | 0.15 ... 0.3  |
| Water                      | 1             |
| Cement dust                | 0.25          |
| Sugar                      | 0.15          |

## Technical data

|                       |          |
|-----------------------|----------|
| Customs tariff number | 85365019 |
| ECLASS 5.1.4          | 27270102 |
| ECLASS 8.0            | 27270102 |
| ECLASS 9.0            | 27270102 |
| ECLASS 10.0           | 27270102 |
| ECLASS 11.0           | 27270102 |
| ECLASS 12.0           | 27274201 |
| ECLASS 13.0           | 27274201 |
| ECLASS 14.0           | 27274201 |
| ETIM 5.0              | EC002715 |
| ETIM 6.0              | EC002715 |
| ETIM 7.0              | EC002715 |
| ETIM 8.0              | EC002715 |
| ETIM 9.0              | EC002715 |

## Dimensioned drawings

All dimensions in millimeters

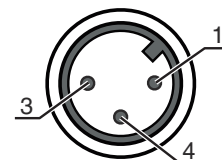


# Electrical connection

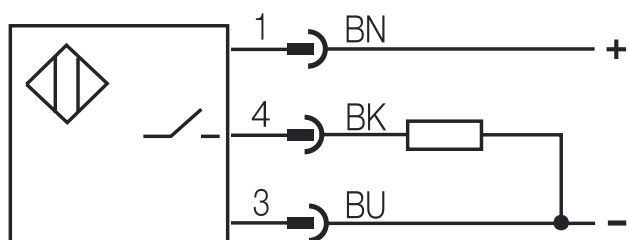
## Connection 1

|                    |                |
|--------------------|----------------|
| Function           | Signal OUT     |
|                    | Voltage supply |
| Type of connection | Connector      |
| Thread size        | M12            |
| Type               | Male           |
| Material           | Metal          |
| No. of pins        | 4 -pin         |
| Encoding           | A-coded        |

| Pin | Pin assignment | Conductor color |
|-----|----------------|-----------------|
| 1   | +10...30 V DC  | Brown           |
| 2   | n.c.           | -               |
| 3   | GND            | Blue            |
| 4   | OUT            | Black           |



## Circuit diagrams



## Operation and display

| LED | Display                  | Meaning                          |
|-----|--------------------------|----------------------------------|
| 1   | Yellow, continuous light | Switching output/switching state |

## Part number code

Part designation: LCS-ABBBC-DDDEFF-GHHHIJJJ KK

|            |   |
|------------|---|
| <b>LCS</b> | <b>Operating principle</b><br>LCS: capacitive sensor  |
| <b>A</b>   | <b>Series</b><br>1: series 1 "Extended"<br>2: series 2 "Advanced"   |
| <b>BBB</b> | <b>Design</b><br>M12: series with M12 x 1 external thread<br>M18: series with M18 x 1 external thread<br>M30: series with M30 x 1.5 external thread<br>Q40: series in cubic design, length 40 mm<br>Q54: series in cubic design, length 54 mm |
| <b>C</b>   | <b>Housing material</b><br>B: Brass<br>M: metal<br>P: plastic/PBT<br>T: PTFE  |

## Part number code

|            |   |
|------------|---|
| <b>DDD</b> | <b>Measurement range / type of installation</b><br>F03: typ. range limit 3.0 mm / embedded installation<br>F04: typ. range limit 4.0 mm / embedded installation<br>F05: typ. range limit 5.0 mm / embedded installation<br>F06: typ. range limit 6.0 mm / embedded installation<br>F08: typ. range limit 8.0 mm / embedded installation<br>F10: typ. range limit 10.0 mm / embedded installation<br>F15: typ. range limit 15.0 mm / embedded installation<br>F20: typ. range limit 20.0 mm / embedded installation<br>N06: typ. range limit 6.0 mm / non-embedded installation<br>N08: typ. range limit 8.0 mm / non-embedded installation<br>N15: typ. range limit 15.0 mm / non-embedded installation<br>N25: typ. range limit 25.0 mm / non-embedded installation<br>N30: typ. range limit 30.0 mm / non-embedded installation |
| <b>E</b>   | <b>Output function</b><br>B: NC and NO contact<br>N: NPN<br>P: PNP  |
| <b>FF</b>  | <b>Switching</b><br>NC: Normally closed contact<br>NO: normally open contact<br>NP: programmable  |
| <b>G</b>   | <b>Connection cable</b><br>K: Cable<br>n/a: no cable  |
| <b>HHH</b> | <b>Cable length</b><br>020: length 2,000 mm<br>003: length 300 mm<br>n/a: no cable  |
| <b>I</b>   | <b>Cable material</b><br>P: PUR<br>T: PTFE<br>V: PVC  |
| <b>JJJ</b> | <b>Electrical connection</b><br>M08: M8 connector, 3-pin<br>M12: M12 connector, 4-pin (plug)  |
| <b>KK</b>  | <b>Special equipment</b><br>L: IO-Link interface<br>T: teach-in<br>n/a: no special equipment  |

### Note



A list with all available device types can be found on the Leuze website at [www.leuze.com](http://www.leuze.com).

## Notes



### Observe intended use!



- ⌘ This product is not a safety sensor and is not intended as personnel protection.
- ⌘ The product may only be put into operation by competent persons.
- ⌘ Only use the product in accordance with its intended use.

## Accessories

### Connection technology - Connection cables

|  | Part no. | Designation        | Article          | Description   |
|--|----------|--------------------|------------------|---|
|  | 50130654 | KD U-M12-4A-P1-020 | Connection cable | Connection 1: Connector, M12, Axial, Female, A-coded, 4 -pin<br>Connector, LED: No<br>Connection 2: Open end<br>Shielded: No<br>Cable length: 2.000 mm<br>Sheathing material: PUR |
|  | 50130657 | KD U-M12-4A-P1-050 | Connection cable | Connection 1: Connector, M12, Axial, Female, A-coded, 4 -pin<br>Connector, LED: No<br>Connection 2: Open end<br>Shielded: No<br>Cable length: 5.000 mm<br>Sheathing material: PUR |

### Mounting technology - Other

|  | Part no. | Designation | Article | Description   |
|--|----------|-------------|---------|---|
|  | 50111499 | MC 012K     | Clamp   | Diameter, inner: 12 mm<br>Design of mounting device: Mounting clamp<br>Fastening, at system: Through-hole mounting<br>Mounting bracket, at device: Clampable<br>Type of mounting device: Rigid<br>Material: Plastic |

#### Note



A list with all available accessories can be found on the Leuze website in the Download tab of the article detailed page.