



#### ■ Features :

- .High efficiency 90% and low power dissipation
- .150% peak load capability
- .Protections: Short circuit / Overload / Over voltage / Over temperature
- .Cooling by free air convection
- .Can be installed on DIN rail TS-35/7.5 or 15
- .UL 508 (industrial control equipment) approved
- .BS EN/EN61000-6-2(BS EN/EN50082-2) industrial immunity level
- .100% full load burn-in test
- .3 years warranty

User's Manual



#### ■ GTIN CODE

MW Search: <https://www.meanwell.com/serviceGTIN.aspx>

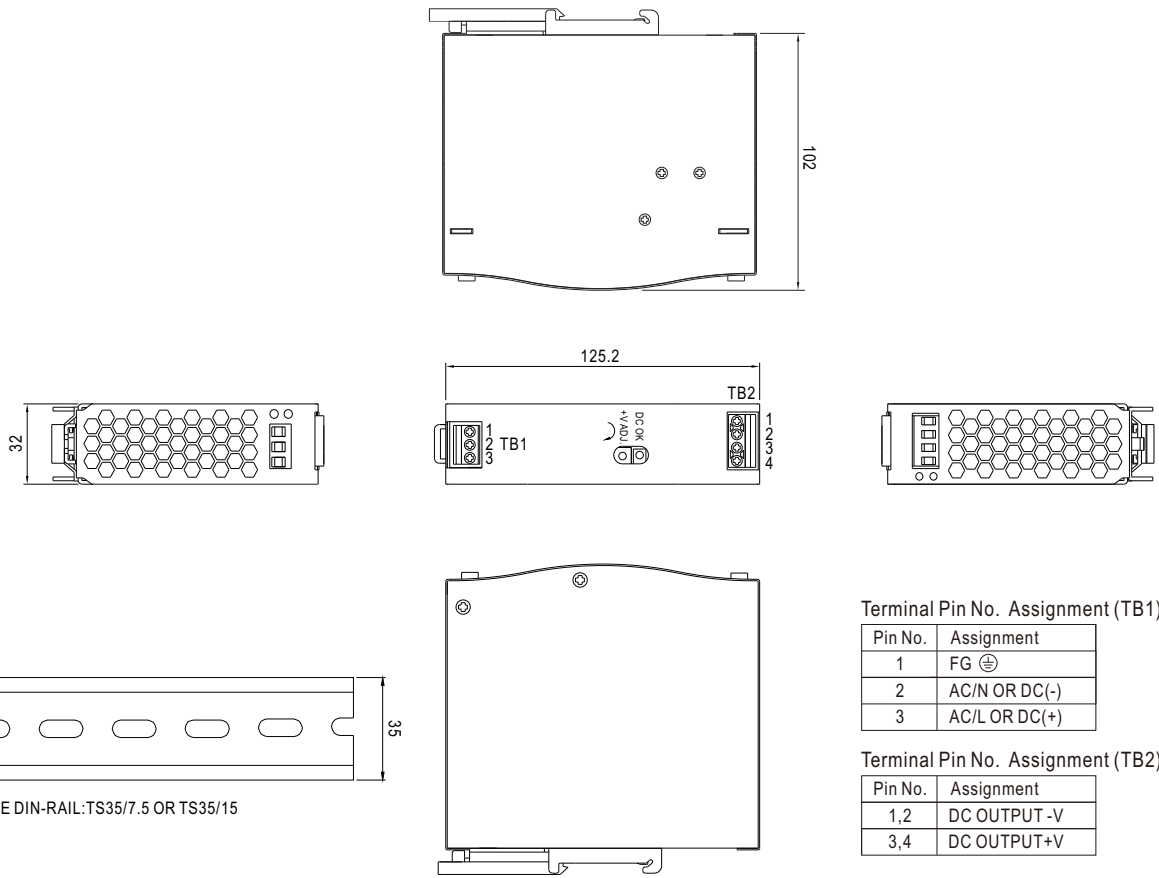
#### SPECIFICATION



MODEL		SDR-75-12	SDR-75-24	SDR-75-48
OUTPUT	DC VOLTAGE	12V	24V	48V
	RATED CURRENT	6.3A	3.2A	1.6A
	CURRENT RANGE	0 ~ 6.3A	0 ~ 3.2A	0 ~ 1.6A
	RATED POWER	75.6W	76.8W	76.8W
	PEAK CURRENT	9.375A	4.69A	2.34A
	PEAK POWER <small>Note.6</small>	112.5W (3 sec.)		
	RIPPLE & NOISE (max.) <small>Note.2</small>	100mVp-p	100mVp-p	120mVp-p
	VOLTAGE ADJ. RANGE	12 ~ 14V	24 ~ 28V	48 ~ 55V
	VOLTAGE TOLERANCE <small>Note.3</small>	± 1.0%	± 1.0%	± 1.0%
	LINE REGULATION	± 0.5%	± 0.5%	± 0.5%
	LOAD REGULATION	± 1.0%	± 1.0%	± 1.0%
	SETUP, RISE TIME	1500ms, 60ms/230VAC    3000ms, 60ms/115VAC at full load		
HOLD UP TIME (Typ.)	80ms/230VAC    20ms/115VAC at full load			
INPUT	VOLTAGE RANGE <small>Note.7</small>	88 ~ 264VAC    124 ~ 370VDC [DC input operation possible by connecting AC/L(+),AC/N(-)]		
	FREQUENCY RANGE	47 ~ 63Hz		
	EFFICIENCY (Typ.)	88.5%	89%	90%
	AC CURRENT (Typ.)	1.4A/115VAC    0.85A/230VAC		
	INRUSH CURRENT (Typ.)	30A/115VAC    50A/230VAC		
	LEAKAGE CURRENT	<1mA / 240VAC		
PROTECTION	OVERLOAD	Normally works within 110 ~ 150% rated output power for more than 3 seconds and then shut down o/p voltage, re-power on to recover 150 ~ 170% rated power, constant current limiting with auto-recovery within 3 seconds, and then shut down o/p voltage after 3 seconds, re-power on to recover		
	OVER VOLTAGE	14 ~ 17V	29 ~ 33V	56 ~ 65V
	OVER TEMPERATURE	100°C ± 10°C (RTH2) detect on main of power transistor Protection type : Shut down o/p voltage, re-power on to recover after temperature goes down		
ENVIRONMENT	WORKING TEMP.	-30 ~ +70°C (Refer to "Derating Curve")		
	WORKING HUMIDITY	20 ~ 95% RH non-condensing		
	STORAGE TEMP., HUMIDITY	-40 ~ +85°C, 10 ~ 95% RH		
	TEMP. COEFFICIENT	± 0.03%/°C (0 ~ 60°C)		
	VIBRATION	Component:10 ~ 500Hz, 2G 10min./1cycle, 60min. each along X, Y, Z axes; Mounting: Compliance to IEC60068-2-6		
SAFETY & EMC (Note 4)	SAFETY STANDARDS	UL508, TUV BS EN/EN62368-1, AS/NZS 62368.1, EAC TP TC 004 approved, design refer to GL ;(meet BS EN/EN60204-1)		
	WITHSTAND VOLTAGE	I/P-O/P:3KVAC    I/P-FG:2KVAC    O/P-FG:0.5KVAC		
	ISOLATION RESISTANCE	I/P-O/P, I/P-FG, O/P-FG:>100M Ohms / 500VDC / 25°C / 70% RH		
	EMC EMISSION	Compliance to BS EN/EN55032 (CISPR32). BS EN/EN61204-3 Class B, BS EN/EN61000-3-2,-3, EAC TP TC 020		
OTHERS	EMC IMMUNITY	Compliance to BS EN/EN61000-4-2,3,4,5,6,8,11, BS EN/EN55035, BS EN/EN61000-6-2 (BS EN/EN50082-2), BS EN/EN61204-3, heavy industry level, EAC TP TC 020, SEMI F47 approved		
	MTBF	2670.8K hrs min.    Telcordia SR-332 (Bellcore) ; 479.8K hrs min.    MIL-HDBK-217F (25°C)		
	DIMENSION	32*125.2*102mm (W*H*D)		
	PACKING	0.51Kg; 28pcs/15.3Kg/1.22CUFT		
NOTE	<p>1. All parameters NOT specially mentioned are measured at 230VAC input, rated load and 25°C of ambient temperature.</p> <p>2. Ripple &amp; noise are measured at 20MHz of bandwidth by using a 12" twisted pair-wire terminated with a 0.1 μ F &amp; 47 μ F parallel capacitor.</p> <p>3. Tolerance : includes set up tolerance, line regulation and load regulation.</p> <p>4. The power supply is considered a component which will be installed into a final equipment. The final equipment must be re-confirmed that it still meets EMC directives. (as available on <a href="https://www.meanwell.com/Upload/PDF/EMI_statement_en.pdf">https://www.meanwell.com/Upload/PDF/EMI_statement_en.pdf</a> )</p> <p>5. Installation clearances : 40mm on top, 20mm on the bottom, 5mm on the left and right side are recommended when loaded permanently with full power. In case the adjacent device is a heat source, 15mm clearance is recommended.</p> <p>6. 3 seconds max., please refer to peak loading curves.</p> <p>7. Derating may be needed under low input voltage. Please check the derating curve for more details.</p> <p>8. The ambient temperature derating of 3.5°C/1000m with fanless models and of 5°C/1000m with fan models for operating altitude higher than 2000m(6500ft).</p> <p>※ Product Liability Disclaimer : For detailed information, please refer to <a href="https://www.meanwell.com/serviceDisclaimer.aspx">https://www.meanwell.com/serviceDisclaimer.aspx</a></p>			

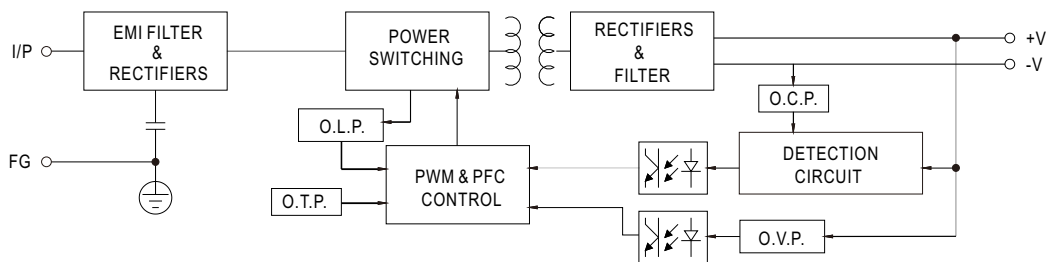
■ Mechanical Specification

Case No. Unit:mm

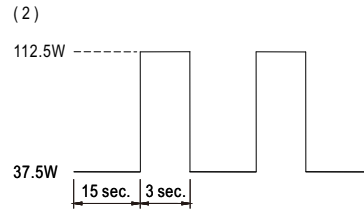
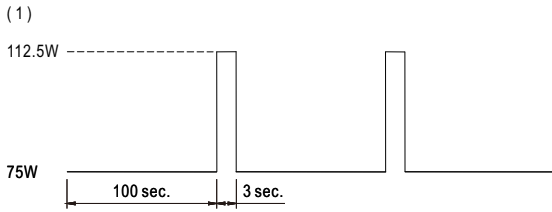


■ Block Diagram

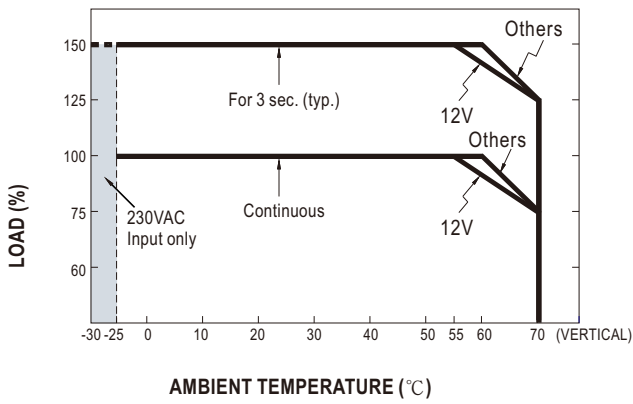
fosc : 85KHz



■ Peak Loading



■ Derating Curve



■ Output derating VS input voltage

