



EX-AZM 161SK-12/12K-024 -3D


- Screw connection
- Ex-Zone 22
- Thermoplastic enclosure
- 130 mm x 90 mm x 30 mm
- Clamping force 2000N
- 6 Contacts
- Manual release
- Interlock with protection against incorrect locking.
- cable entries 4 M 16 x 1.5

Data

Ordering data

Product type description	EX-AZM 161SK-12/12K-024 -3D
Article number (order number)	101191458
EAN (European Article Number)	4030661350639
eCl@ss number, version 12.0	27-27-26-03
eCl@ss number, version 11.0	27-27-26-03
eCl@ss number, version 9.0	27-27-26-03
ETIM number, version 7.0	EC002593
ETIM number, version 6.0	EC002593

Explosion protection

Explosion protection: regulations	EN IEC 60079-0 EN 60079-31
Explosion protection zones	22
Explosion protection category	3D
Explosion protection designation	 II 3D Ex tc IIIC T80°C Dc X

General data

Standards	EN IEC 60947-5-1
Working principle	electromechanical
Housing material	Plastic, glass-fibre reinforced thermoplastic, self-extinguishing
Gross weight	470 g

General data - Features

Power to unlock	Yes
Manual release	Yes
Number of actuating directions	3
Number of auxiliary contacts	2
Number of safety contacts	4

Safety classification

Standards	EN ISO 13849-1
Performance Level, up to	c
Category	1
B _{10D} Normally-closed contact (NC)	2,000,000 Operations
Note	Electrical life on request.
B _{10D} Normally-open contact (NO)	1,000,000 Operations
Mission time	20 Year(s)

Safety classification - Fault exclusion

Please note:	Can be used when fault exclusion for dangerous damage to the 1-channel mechanism is permissible and sufficient protection against manipulation is guaranteed.
Performance Level, up to	d
Category	3
Note	for 2-channel use and with suitable logic unit.

Mission time 20 Year(s)

Mechanical data

Mechanical life, minimum	1,000,000 Operations
Actuating play in direction of actuation	5.5 mm
Impact energy, maximum	1 J
Energy impact (protective case), maximum	7 J
Latching force	5 N
Positive break travel	10 mm
Positive break force, minimum	20 N
Actuating speed, maximum	1 m/s
Mounting	Screws
Type of the fixing screws	3x M6
Type of the screw head	Flat head screw
Tightening torque of the fastening screws for the housing cover, minimum	0.6 Nm
Tightening torque of the cable gland	3 Nm

Mechanical data - Connection technique

Termination	Screw terminals
Cable cross-section of the cable glands, minimum	5 mm
Cable cross-section of the cable glands, maximum	10 mm
Cable section, minimum	1 x 0.75 mm ²
Cable section, maximum	1 x 1.5 mm ²
Note	All indications including the conductor ferrules.

Mechanical data - Dimensions

Length	30 mm
--------	-------

Width 130 mm

Height 90 mm

Ambient conditions

Degree of protection IP67

Ambient temperature -10 ... +50 °C

Note (Relative humidity) non-condensing
non-icing

Ambient conditions - Insulation values

Rated insulation voltage U_i 250 VAC

Rated impulse withstand voltage U_{imp} 4 kV

Electrical data

Rated control voltage 24 VAC

Rated control voltage 24 VDC

Utilisation category DC-13 24 VDC

Utilisation category DC-13 2.5 A

Electrical power consumption, maximum 10 W

Switching element NO contact, NC contact

Switching principle slow action, positive break NC contact

Maximum switching frequency 1,000 /h

Material of the contacts, electrical Silver

Electrical data - Magnet control

Magnet switch-on time 100 %

Test pulse duration, maximum 5 ms

Test pulse interval, minimum 50 ms

Electrical data - Safety contacts

Voltage, Utilisation category DC-13 24 VDC

Current, Utilisation category DC-13 2.5 A

Electrical data - Auxiliary contacts

Voltage, Utilisation category DC-13 24 VDC

Current, Utilisation category DC-13 2.5 A

Scope of delivery

Scope of delivery Actuator must be ordered separately.
Including Ex-certified screwed cable gland and screw plug

Note

Note (Manual release) For maintenance, installation, etc.
For manual release using M5 triangular key, available as accessory

Ordering code

Product type description:
EX-AZM 161 (1)-12/12-(2)K(3)-024-3D

(1)

SK Screw connection

CC Cage clamps

(2)

without Latching force 5 N

R Latching force 30 N


(3)

without Power to unlock

A Power to lock

Pictures

Product picture (catalogue individual photo)



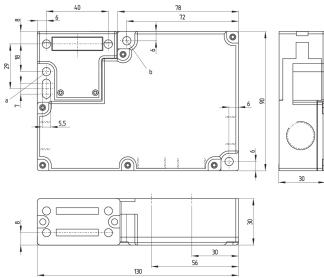
ID: kxazm1f06

| 197.6 kB | .jpg | 352.778 x 236.714 mm - 1000 x 671 px - 72 dpi

| 21.2 kB | .png | 74.083 x 49.742 mm - 210 x 141 px - 72 dpi

| 28.3 kB | .jpg | 123.472 x 82.903 mm - 350 x 235 px - 72 dpi

Dimensional drawing basic component



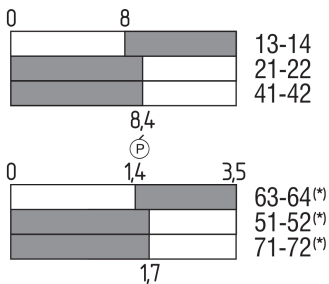
ID: kazm1g09

| 137.3 kB | .cdr |

| 4.5 kB | .png | 74.083 x 62.442 mm - 210 x 177 px - 72 dpi

| 139.6 kB | .jpg | 352.778 x 298.097 mm - 1000 x 845 px - 72 dpi

Switch travel diagram

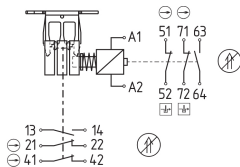


ID: kazm1s07

| 2.9 kB | .png | 74.083 x 63.853 mm - 210 x 181 px - 72 dpi

| 102.8 kB | .jpg | 352.778 x 304.8 mm - 1000 x 864 px - 72 dpi

Diagram



ID: kazm1k29

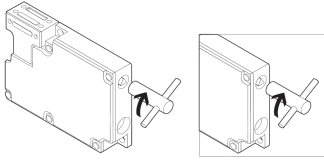
| 80.8 kB | .ai | 297 x 210.002 mm - 841 x 595 px - 72 dpi

| 111.9 kB | .jpg | 352.778 x 227.894 mm - 1000 x 646 px - 72 dpi

| 4.8 kB | .png | 74.083 x 47.978 mm - 210 x 136 px - 72 dpi

11	12	21	22	41	42	51	52	63	64	71	72	A1	A2
----	----	----	----	----	----	----	----	----	----	----	----	----	----

Operating principle



ID: kazm1a41

| 105.3 kB | .jpg | 352.778 x 170.744 mm - 1000 x 484 px - 72 dpi

| 13.0 kB | .png | 74.083 x 35.983 mm - 210 x 102 px - 72 dpi

Schmersal India Pvt. Ltd., Plot No - G-7/1, Ranjangaon MIDC, Tal. - Shirur, Dist.- Pune 412 220

The details and data referred to have been carefully checked. Images may diverge from original. Further technical data can be found in the manual. Technical amendments and errors possible.

Generated on: 25/08/2024, 6:57 am