



## EX-AZM 170-02ZRKA 24VAC/DC-3G/D

- IDC method of termination
- Manual release
- Explosion protection for ATEX Zones 2 and 22
- Thermoplastic enclosure
- 1 Cable entry M 20 x 1.5
- Interlock with protection against incorrect locking.
- High holding force
- 90 mm x 84 mm x 30 mm

## Data

### Ordering data

Product type description	EX-AZM 170-02ZRKA 24VAC/DC-3G/D
Article number (order number)	101194966
EAN (European Article Number)	4030661360010
eCl@ss number, version 12.0	27-27-26-03
eCl@ss number, version 11.0	27-27-26-03
eCl@ss number, version 9.0	27-27-26-03
ETIM number, version 7.0	EC002593
ETIM number, version 6.0	EC002593

### Explosion protection

Explosion protection: regulations	EN IEC 60079-0 EN IEC 60079-15 EN 60079-31
Explosion protection zones	2 22

Explosion protection category	3G 3D
Explosion protection designation	⊕ II 3G Ex nC IIB T5 Gc X ⊕ II 3D Ex tc IIIC T80°C Dc X
Manufacturer declaration	ATEX Zone 2 and 22

## General data

Standards	EN IEC 60947-5-1
Working principle	electromechanical
Housing material	Plastic, glass-fibre reinforced thermoplastic, self-extinguishing
Gross weight	289 g

## General data - Features

Power to lock	Yes
Manual release	Yes
Number of safety contacts	2

## Safety classification

Standards	EN ISO 13849-1
Performance Level, up to	c
Category	1
B <sub>10D</sub> Normally-closed contact (NC)	2,000,000 Operations
Note	Electrical life on request.
B <sub>10D</sub> Normally-open contact (NO)	1,000,000 Operations
Mission time	20 Year(s)

## Safety classification - Fault exclusion

Performance Level, up to	d
Category	3
Note	for 2-channel use and with suitable logic unit.

Mission time 20 Year(s)

## Mechanical data

Mechanical life, minimum	1,000,000 Operations
Impact energy, maximum	1 J
Energy impact (protective case), maximum	7 J
Holding force	1,000 N
Latching force	30 N
Positive break travel	11 mm
Positive break force, minimum	17 N
Actuating speed, maximum	1 m/s
Mounting	Screws
Type of the screw head	Flat head screw
Tightening torque of the fastening screws for the housing cover, minimum	0.4 Nm
Tightening torque of the fastening screws for the housing cover, maximum	0.5 Nm
Tightening torque of the cable gland	4.5 Nm

## Mechanical data - Connection technique

Termination	IDC method of termination
Cable cross-section of the cable glands, minimum	6.5 mm
Cable cross-section of the cable glands, maximum	12 mm
Cable section, minimum	2 x 1.0 mm <sup>2</sup> , flexible
Cable section, maximum	1 x 1 mm <sup>2</sup> , flexible

## Mechanical data - Dimensions

Length of sensor	30 mm
Width of sensor	90 mm

Height of sensor	84 mm
------------------	-------

### Ambient conditions

Degree of protection	IP67
Ambient temperature	-15 ... +45 °C
Note (Relative humidity)	non-condensing non-icing

### Ambient conditions - Insulation values

Rated insulation voltage $U_i$	250 VAC
Rated impulse withstand voltage $U_{imp}$	4 kV

### Electrical data

Thermal test current	2 A
Rated control voltage	24 VAC
Rated control voltage	24 VDC
Utilisation category AC-15	230 VAC
Utilisation category AC-15	2 A
Utilisation category DC-13	24 VDC
Utilisation category DC-13	2 A
Electrical power consumption, maximum	10 W
Switching element	Opener (NC)
Switching principle	Slow action
Maximum switching frequency	1,000 /h
Material of the contacts, electrical	Silver

### Electrical data - Magnet control

Magnet switch-on time	100 %
Test pulse duration, maximum	5 ms
Test pulse interval, minimum	50 ms

## Scope of delivery

Scope of delivery Actuator must be ordered separately.  
Including Ex-certified screwed cable gland and screw plug

## Note

Note (General) This type termination (IDC) method enables simple connection of flexible conductors without the need for the use of conductor ferrules

Note (Manual release) bottom  
For manual release using M5 triangular key, available as accessory

## Ordering code

Product type description:  
EX-AZM 170-(1)Z(2)K(3)-24VAC/DC-(4)-3G/D

(1)

<b>11</b>	1 NO contacts/1 NC contact
<b>02</b>	2 NC contact

(2)

<b>without</b>	Latching force 5 N
<b>R</b>	Latching force 30 N

(3)

<b>without</b>	Power to unlock
<b>A</b>	Power to lock

(4)

<b>without</b>	Manual release
<b>1637</b>	Gold-plated contacts

## Pictures

## Product picture (catalogue individual photo)



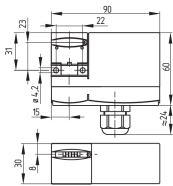
ID: kazm1f04

| 620.3 kB | .jpg | 352.425 x 356.658 mm - 999 x 1011 px - 72 dpi

| 48.7 kB | .png | 74.083 x 74.789 mm - 210 x 212 px - 72 dpi

| 71.0 kB | .jpg | 122.061 x 123.472 mm - 346 x 350 px - 72 dpi

## Dimensional drawing basic component



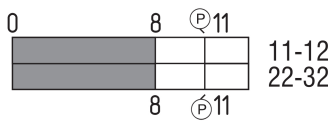
ID: lazmlg03

| 96.8 kB | .cdr |

| 3.7 kB | .png | 74.083 x 51.506 mm - 210 x 146 px - 72 dpi

| 75.8 kB | .jpg | 352.778 x 245.886 mm - 1000 x 697 px - 72 dpi

## Switch travel diagram



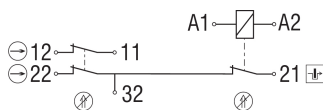
ID: kazm1s01

| 19.5 kB | .cdr |

| 1.8 kB | .png | 74.083 x 26.458 mm - 210 x 75 px - 72 dpi

| 49.4 kB | .jpg | 352.778 x 125.236 mm - 1000 x 355 px - 72 dpi

## Diagram



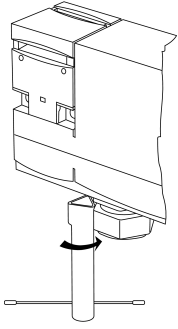
ID: kazm1k11

| 55.1 kB | .ai | 297 x 210.002 mm - 841 x 595 px - 72 dpi

| 47.2 kB | .jpg | 352.778 x 112.183 mm - 1000 x 318 px - 72 dpi

| 2.5 kB | .png | 74.083 x 23.636 mm - 210 x 67 px - 72 dpi

## Operating principle



ID: kazm1a70

| 213.5 kB | .jpg | 352.778 x 656.519 mm - 1000 x 1861 px - 72 dpi

| 6.5 kB | .png | 74.083 x 137.583 mm - 210 x 390 px - 72 dpi

## Assembly example



ID: kazm1m06

| 98.4 kB | .cdr |

Schmersal India Pvt. Ltd., Plot No - G-7/1, Ranjangaon MIDC, Tal. - Shirur, Dist.- Pune 412 220

The details and data referred to have been carefully checked. Images may diverge from original. Further technical data can be found in the manual. Technical amendments and errors possible.

Generated on: 25/08/2024, 6:39 am