

AV 18LX30U 45 GR. N

- left-hand model
- Metal enclosure
- without Fail-safe locking system
- for 1-leaf doors
- for elevator plants without passenger transportation
- Manual release by means of M5 triangular key

Data

Ordering data

Product type description	AV 18LX30U 45 GR. N
Article number (order number)	101087151
EAN (European Article Number)	4030661017150
eCl@ss number, version 12.0	27-27-26-03
eCl@ss number, version 11.0	27-27-26-03
eCl@ss number, version 9.0	27-27-26-03
ETIM number, version 7.0	EC002593
ETIM number, version 6.0	EC002593

Approvals - Standards

Certificates	TÜV CCC
--------------	------------

General data

Standards	EN 81-20 EN 81-50
Housing material	Light alloy die-casting
Material of the latching bolt	Brass
Gross weight	640 g

General data - Features

Manual release	Yes
With fail-safe locking system (Y/N)	No
Safety functions	Yes
Number of door leafs	1
Number of safety contacts	1

Mechanical data

Actuating element	Pull strap
Orientation / Alignment	left-hand model
Mounting	rear-side mounting holes

Mechanical data - Connection technique

Cable entry	without cable gland
-------------	---------------------

Mechanical data - Dimensions

Width	165 mm
Height	80 mm
Depth	37.5 mm

Diameter of the latching bolt	18 mm
X-dimension of the latching bolt	30 mm
Note (X-dimension of the latching bolt)	The entire locking bolt length results from the prescribed insertion depth of the locking bolt into the door leaf of 21 mm and dimension X. Dimension X represents the distance between the bottom of the enclosure of the door closing device and the top of the door.
Latching bolt bevelling, bottom	45 °

Ambient conditions

Degree of protection	IP20
Ambient temperature	-15 ... +70 °C

Ambient conditions - Insulation values

Rated insulation voltage U_i	400 VAC
Rated impulse withstand voltage U_{imp}	6 kV

Electrical data

Thermal test current	10 A
Utilisation category AC-15	230 VAC
Utilisation category AC-15	2 A
Utilisation category DC-13	200 VDC
Utilisation category DC-13	2 A
Switching element	Opener (NC)
Switching principle	Slow action
Material of the contacts, electrical	Silver

Accessory

Note (Accessories) Solenoid SOL-AV15/AV18 for electrical actuation available as accessory

Note

Note (Manual release) For manual release using M5 triangular key, available as accessory

Ordering code

Product type description:
AV18(1)(2)K(3)U-GB215

(1)

L	left-hand model
R	right-hand model

(2)

without	Pull strap
H	Lever H65
H92	Lever H92
H105	Lever H105
B	Bearing block B
B2	Bearing block B2

(3)

X11,5	X-dimension of the latching bolt = 11,5 mm
X20	X-dimension of the latching bolt = 20 mm
X30	X-dimension of the latching bolt = 30 mm
X40	X-dimension of the latching bolt = 40 mm
X45	X-dimension of the latching bolt = 45 mm


Note:

U = interlock bevel on the underside
GB215 = additional, front-side M8 mounting holes

Variants that differ from this are special versions.
Availability on request.

Pictures

Product picture (catalogue individual photo)



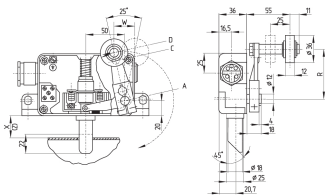
ID: kav18f01

| 543.2 kB | .jpg | 352.778 x 284.692 mm - 1000 x 807 px - 72 dpi

| 35.4 kB | .png | 74.083 x 59.972 mm - 210 x 170 px - 72 dpi

| 61.6 kB | .jpg | 123.472 x 99.483 mm - 350 x 282 px - 72 dpi

Dimensional drawing basic component



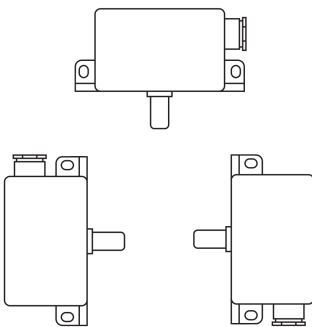
ID: 5av18g01

| 50.9 kB | .cdr |

| 6.0 kB | .png | 74.083 x 43.039 mm - 210 x 122 px - 72 dpi

| 160.7 kB | .jpg | 352.778 x 205.317 mm - 1000 x 582 px - 72 dpi


Images (miscellaneous)



ID: kav18m02

| 68.6 kB | .jpg | 352.425 x 360.892 mm - 999 x 1023 px - 72 dpi

Assembly example



ID: kav--m03

| 23.5 kB | .cdr |

Schmersal India Pvt. Ltd., Plot No - G-7/1, Ranjangaon MIDC, Tal. - Shirur, Dist.- Pune 412 220

The details and data referred to have been carefully checked. Images may diverge from original. Further technical data can be found in the manual. Technical amendments and errors possible.

Generated on: 16/09/2024, 5:30 am