

AV18RHKX11.5U-GB215

- right-hand model
- Metal enclosure
- without Fail-safe locking system
- for 1-leaf doors
- for elevator plants without passenger transportation
- Manual release by means of M5 triangular key

Data

Ordering data

Product type description	AV18RHKX11.5U-GB215
Article number (order number)	103028163
EAN (European Article Number)	4030661524559
eCl@ss number, version 12.0	27-27-26-03
eCl@ss number, version 11.0	27-27-26-03
eCl@ss number, version 9.0	27-27-26-03
ETIM number, version 7.0	EC002593
ETIM number, version 6.0	EC002593

Approvals - Standards

Certificates	TÜV CCC
--------------	------------

General data

Standards	EN 81-20 EN 81-50
Housing material	Light alloy die-casting
Material of the latching bolt	Brass

General data - Features

Manual release	Yes
With fail-safe locking system (Y/N)	No
Safety functions	Yes
Number of door leafs	1
Number of safety contacts	1

Mechanical data

Actuating element	Roller lever H65
Orientation / Alignment	right-hand model
Mounting	rear-side mounting holes

Mechanical data - Connection technique

Cable entry	without cable gland
-------------	---------------------

Mechanical data - Dimensions

Width	165 mm
Height	80 mm
Depth	37.5 mm
Diameter of the latching bolt	18 mm

X-dimension of the latching bolt 11.5 mm

Note (X-dimension of the latching bolt) The entire locking bolt length results from the prescribed insertion depth of the locking bolt into the door leaf of 21 mm and dimension X. Dimension X represents the distance between the bottom of the enclosure of the door closing device and the top of the door.

Latching bolt bevelling, bottom 45 °

Ambient conditions

Degree of protection IP20

Ambient temperature -15 ... +70 °C

Ambient conditions - Insulation values

Rated insulation voltage U_i 400 VAC

Rated impulse withstand voltage U_{imp} 6 kV

Electrical data

Thermal test current 10 A

Utilisation category AC-15 230 VAC

Utilisation category AC-15 2 A

Utilisation category DC-13 200 VDC

Utilisation category DC-13 2 A

Switching element NC contact, NO contact

Switching principle Slow action

Material of the contacts, electrical Silver

Accessory

Note (Accessories) Solenoid SOL-AV15/AV18 for electrical actuation available as accessory

Note

Note (Manual release) For manual release using M5 triangular key, available as accessory

Ordering code

Product type description:
AV18(1)(2)K(3)U-GB215

(1)

L	left-hand model
R	right-hand model

(2)

without	Pull strap
H	Lever H65
H92	Lever H92
H105	Lever H105
B	Bearing block B
B2	Bearing block B2

(3)

X11,5	X-dimension of the latching bolt = 11,5 mm
X20	X-dimension of the latching bolt = 20 mm
X30	X-dimension of the latching bolt = 30 mm
X40	X-dimension of the latching bolt = 40 mm
X45	X-dimension of the latching bolt = 45 mm


Note:

U = interlock bevel on the underside
GB215 = additional, front-side M8 mounting holes

Variants that differ from this are special versions.
Availability on request.

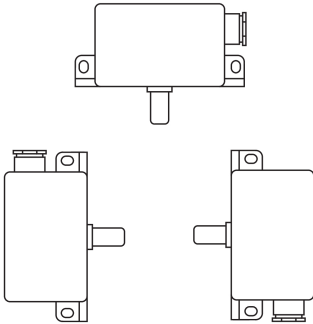
Pictures

Product picture (catalogue individual photo)




ID: kav18f01
| 543.2 kB | .jpg | 352.778 x 284.692 mm - 1000 x 807 px - 72 dpi
| 35.4 kB | .png | 74.083 x 59.972 mm - 210 x 170 px - 72 dpi
| 61.6 kB | .jpg | 123.472 x 99.483 mm - 350 x 282 px - 72 dpi

Images (miscellaneous)



ID: kav18m02
| 68.6 kB | .jpg | 352.425 x 360.892 mm - 999 x 1023 px - 72 dpi

Assembly example



ID: kav--m03
| 23.5 kB | .cdr |

Schmersal India Pvt. Ltd., Plot No - G-7/1, Ranjangaon MIDC, Tal. - Shirur, Dist.- Pune 412 220

The details and data referred to have been carefully checked. Images may diverge from original. Further technical data can be found in the manual. Technical amendments and errors possible.

Generated on: 16/09/2024, 5:30 am