



BN 32-01

- Non-contact principle
- 1 Reed kontakts
- Long life
- Actuating surface and direction of actuation marked by switch symbol
- 85 mm x 26 mm x 24 mm
- Thermoplastic enclosure
- Actuating distance up to 55 mm depending on actuating magnet and version
- Spade connector

Data

Ordering data

Product type description	BN 32-01
Article number (order number)	101057229
EAN (European Article Number)	4030661025148
eCl@ss number, version 12.0	27-27-43-02
eCl@ss number, version 11.0	27-27-01-05
eCl@ss number, version 9.0	27-27-01-05
ETIM number, version 7.0	EC002544
ETIM number, version 6.0	EC002544

General data

Working principle	Magnetic drive
Housing construction form	Block
Housing material	Glass-fibre, reinforced thermoplastic
Active area	Plastic

Gross weight 58 g

General data - Features

Number of normally closed (NC) 1

Mechanical data

Actuating panels lateral
Active area lateral
Actuating element Magnet
Mechanical life, minimum 1,000,000,000 Operations
Actuating speed, maximum 18 m/s

Mechanical data - Switching distances according EN IEC 60947-5-3

Switching distance S_n
BP 10 = 5 mm
BP 15 = 6 mm
BP 34 = 15 mm
2 x BP 10 = 12 mm
BP 20 = 15 mm
BP 31 = 15 mm
BE 20 = 15 mm
5 mm ... 40 mm
2 x BP 15 = 12 mm
2 x BP 15/2 = 12mm
BP 11 = 5 ... 15 mm
BP 12 = 10 ... 25 mm
BP 21 = 20 ... 40 mm

Note (Switching distance S_n) Actuating distance up to 40 mm depending on version and actuating magnet

Repeat accuracy R 0.3 mm

Mechanical data - Connection technique

Termination Flat plug-in connector 4.8 mm

Mechanical data - Dimensions

Length of sensor 24 mm

Width of sensor 85 mm

Height of sensor 26 mm

Ambient conditions

Degree of protection IP67

Ambient temperature -25 ... +90 °C

Resistant to vibration 15 g, on sine wave oscillation

Electrical data

Switching voltage, maximum 250 VAC

Switching current, maximum 3 A

Switching capacity,
maximum 120 W

Switching capacity,
maximum 120 VA

Switching element Opener (NC)

Bounce duration, minimum 0.3 ms

Bounce duration, maximum 0.6 ms

Maximum switching
frequency 1,080,000 /h

Electrical data - Digital Output

Design of control elements Reed contacts

Scope of delivery

Scope of delivery Actuator must be ordered separately.

Accessory

Recommendation (actuator) BP 10
2x BP 10
BP 15
2x BP 15
2x BP 15/2
BP 34
BP 20
BP 31
BP 11
BP 12
BP 21
BE 20

Note

Note (General)

The opening and closing functions depend on the direction of actuation, the actuating magnets and the polarity of the actuating magnets.

Pictures

Product picture (catalogue individual photo)



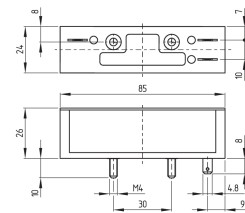
ID: kbn32f02

| 281.3 kB | .jpg | 352.778 x 192.617 mm - 1000 x 546 px - 72 dpi

| 20.4 kB | .png | 74.083 x 40.569 mm - 210 x 115 px - 72 dpi

| 35.6 kB | .jpg | 123.472 x 67.381 mm - 350 x 191 px - 72 dpi

Dimensional drawing basic component



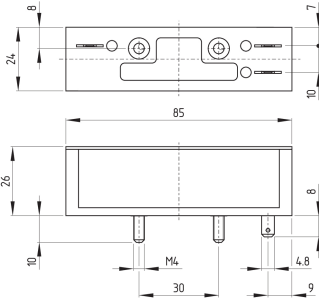
ID: 1bn32g03

| 28.6 kB | .cdr |

| 3.4 kB | .png | 74.083 x 51.153 mm - 210 x 145 px - 72 dpi

| 85.4 kB | .jpg | 352.778 x 243.769 mm - 1000 x 691 px - 72 dpi

Dimensional drawing basic component



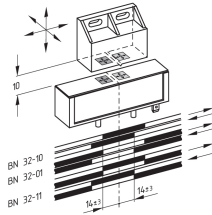
ID: kbn32g03

| 27.7 kB | .cdr |

| 4.0 kB | .png | 74.083 x 68.439 mm - 210 x 194 px - 72 dpi

| 116.9 kB | .jpg | 352.778 x 325.967 mm - 1000 x 924 px - 72 dpi

Diagram



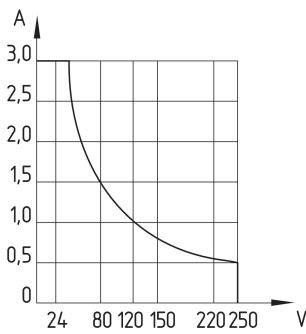
ID: 1bn32k01

| 30.2 kB | .cdr |

| 143.1 kB | .jpg | 352.778 x 243.769 mm - 1000 x 691 px - 72 dpi

| 15.8 kB | .png | 74.083 x 51.153 mm - 210 x 145 px - 72 dpi

Characteristic curve



ID: kbn32d01

| 110.5 kB | .jpg | 352.425 x 371.828 mm - 999 x 1054 px - 72 dpi

Schmersal India Pvt. Ltd., Plot No - G-7/1, Ranjangaon MIDC, Tal. - Shirur, Dist.- Pune 412 220

The details and data referred to have been carefully checked. Images may diverge from original. Further technical data can be found in the manual. Technical amendments and errors possible.

Generated on: 22/08/2024, 1:58 pm