



RS655-Z22-G024

- Metal enclosure
- wire pull and breakage detection
- Protection class IP66, IP67
- Central connection terminal
- Mechanical switching position indication
- two-side operation / wire up to 2 x 100 m

Data

Ordering data

Product type description	RS655-Z22-G024
Article number (order number)	153031614
EAN (European Article Number)	4030661532929
eCl@ss number, version 12.0	27-37-12-01
eCl@ss number, version 11.0	27-37-12-01
eCl@ss number, version 9.0	27-37-12-01
ETIM number, version 7.0	EC002033
ETIM number, version 6.0	EC002033

Approvals - Standards

Certificates	IFA cULus CCC EAC
--------------	----------------------------

General data

Standards	EN 620 EN ISO 13850 EN IEC 60947-5-1 EN IEC 60947-5-5
Housing material	Grey cast iron, painted
Material of the housing cover	Grey cast iron, painted
Length of the wire, maximum	100 m
Gross weight	6,140 g

General data - Features

Indicator lamp	Yes
Number of auxiliary contacts	2
Number of safety contacts	2
Number of signal lamps	1

Safety classification

Standards	EN ISO 13849-1
Mission time	20 Year(s)

Safety classification - Safety outputs

B _{10D} Normally-closed contact (NC)	100,000 Operations
---	--------------------

Mechanical data

Actuating element	Roller lever N300
Mechanical life, minimum	100,000 Operations
Actuation direction	Each time 75° right-hand side and left-hand side rotation

Mechanical data - Connection technique

Cable entry	2 x M25 x 1.5
Termination	Cage clamp

Cable section, minimum	0.5 mm ² , flexible
Cable section, maximum	2.5 mm ² , flexible

Ambient conditions

Degree of protection	IP66 IP67
Ambient temperature	-25 ... +60 °C
Protection class	I

Ambient conditions - Insulation values

Rated insulation voltage U_i	300 V
Rated impulse withstand voltage U_{imp}	4 kV
Degree of pollution	3

Electrical data

Thermal test current	6 A
Utilisation category AC-15	230 VAC
Utilisation category AC-15	3 A
Utilisation category DC-13	24 VDC
Utilisation category DC-13	3 A
Switching principle	Snap action
Material of the contacts, electrical	Silver

Status indication

Colour of the indicator lamp	Red
Note (LED switching conditions display)	Supply voltage U_B : 24 VDC

Other data

Note (applications)	Pull-wire emergency stop switches
---------------------	-----------------------------------

Ordering code

Product type description:
RS65(1)-Z22-(2)-(3)

(1)

5	Grey cast iron, painted
6	thermosetting resin

(2)

G024	Indicator lamp 24 VDC, red
G115	Indicator lamp 115 VAC, red
G230	Indicator lamp 230 VAC, red

(3)

without	Standard version (without Dupline® input module)
DS	With integrated Dupline® input module

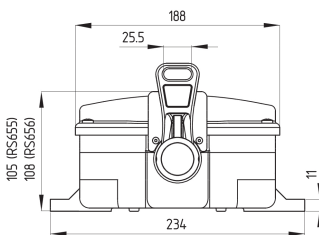
Pictures

Product picture (catalogue individual photo)



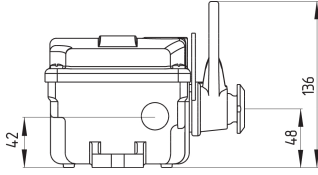
ID: krs65f03
| 285.2 kB | .jpg | 352.778 x 216.958 mm - 1000 x 615 px - 72 dpi
| 25.5 kB | .png | 74.083 x 45.508 mm - 210 x 129 px - 72 dpi
| 41.9 kB | .jpg | 123.472 x 75.847 mm - 350 x 215 px - 72 dpi

Dimensional drawing basic component



ID: Krs65g01
| 4.4 kB | .png | 74.083 x 53.975 mm - 210 x 153 px - 72 dpi
| 121.8 kB | .jpg | 352.778 x 256.117 mm - 1000 x 726 px - 72 dpi

Dimensional drawing basic component

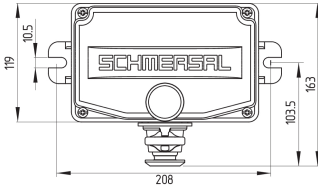


ID: Krs65g02

| 3.4 kB | .png | 74.083 x 38.453 mm - 210 x 109 px - 72 dpi

| 82.8 kB | .jpg | 352.778 x 183.092 mm - 1000 x 519 px - 72 dpi

Dimensional drawing basic component



ID: Krs65g03

| 4.8 kB | .png | 74.083 x 42.333 mm - 210 x 120 px - 72 dpi

| 131.6 kB | .jpg | 352.778 x 201.436 mm - 1000 x 571 px - 72 dpi

Assembly example



ID: Krs655m05-

| 33.8 kB | .jpg | 352.778 x 35.278 mm - 1000 x 100 px - 72 dpi

Schmersal India Pvt. Ltd., Plot No - G-7/1, Ranjangaon MIDC, Tal. - Shirur, Dist.- Pune 412 220

The details and data referred to have been carefully checked. Images may diverge from original. Further technical data can be found in the manual. Technical amendments and errors possible.

Generated on: 30/08/2024, 11:32 am