



RS656-Z22-G115

- Thermoplastic enclosure
- wire pull and breakage detection
- Protection class IP66, IP67
- Central connection terminal
- Mechanical switching position indication
- two-side operation / wire up to 2 x 100 m

Data

Ordering data

Product type description	RS656-Z22-G115
Article number (order number)	153031645
EAN (European Article Number)	4030661533018
eCl@ss number, version 12.0	27-37-12-01
eCl@ss number, version 11.0	27-37-12-01
eCl@ss number, version 9.0	27-37-12-01
ETIM number, version 7.0	EC002033
ETIM number, version 6.0	EC002033

Approvals - Standards

Certificates	IFA cULus CCC EAC
--------------	----------------------------

General data

Standards	EN 620 EN ISO 13850 EN IEC 60947-5-1 EN IEC 60947-5-5
Housing material	thermosetting resin
Material of the housing cover	thermosetting resin
Length of the wire, maximum	100 m
Gross weight	2,775 g

General data - Features

Indicator lamp	Yes
Number of auxiliary contacts	2
Number of safety contacts	2

Safety classification

Standards	EN ISO 13849-1
Mission time	20 Year(s)

Safety classification - Safety outputs

B _{10D} Normally-closed contact (NC)	100,000 Operations
---	--------------------

Mechanical data

Actuating element	Roller lever N300
Mechanical life, minimum	100,000 Operations
Actuation direction	Each time 75° right-hand side and left-hand side rotation

Mechanical data - Connection technique

Cable entry	2 x M25 x 1.5
Termination	Cage clamp
Cable section, minimum	0.5 mm ² , flexible

Cable section, maximum 2.5 mm², flexible

Ambient conditions

Degree of protection IP66
IP67

Ambient temperature -40 ... +70 °C

Protection class II

Ambient conditions - Insulation values

Rated insulation voltage U_i 300 V

Rated impulse withstand voltage U_{imp} 4 kV

Degree of pollution 3

Electrical data

Thermal test current 6 A

Utilisation category AC-15 230 VAC

Utilisation category AC-15 3 A

Utilisation category DC-13 24 VDC

Utilisation category DC-13 3 A

Switching principle Snap action

Material of the contacts, electrical Silver

Other data

Note (applications) Pull-wire emergency stop switches

Ordering code

Product type description:
RS65(1)-Z22-(2)-(3)

(1)

(2)

G024

Indicator lamp 24 VDC, red

G115

Indicator lamp 115 VAC, red

G230

Indicator lamp 230 VAC, red

(3)

without

Standard version (without Dupline® input module)

DS

With integrated Dupline® input module

Pictures

Product picture (catalogue individual photo)



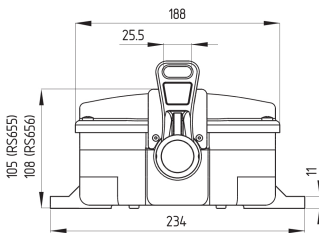
ID: krs65f03

| 285.2 kB | .jpg | 352.778 x 216.958 mm - 1000 x 615 px - 72 dpi

| 25.5 kB | .png | 74.083 x 45.508 mm - 210 x 129 px - 72 dpi

| 41.9 kB | .jpg | 123.472 x 75.847 mm - 350 x 215 px - 72 dpi

Dimensional drawing basic component

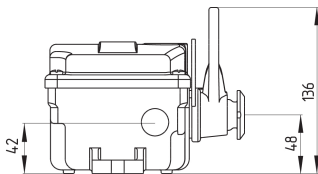


ID: Krs65g01

| 4.4 kB | .png | 74.083 x 53.975 mm - 210 x 153 px - 72 dpi

| 121.8 kB | .jpg | 352.778 x 256.117 mm - 1000 x 726 px - 72 dpi

Dimensional drawing basic component

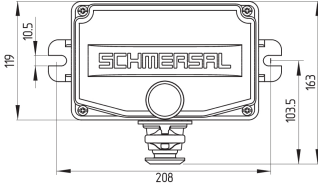


ID: Krs65g02

| 3.4 kB | .png | 74.083 x 38.453 mm - 210 x 109 px - 72 dpi

| 82.8 kB | .jpg | 352.778 x 183.092 mm - 1000 x 519 px - 72 dpi

Dimensional drawing basic component



ID: Krs65g03

| 4.8 kB | .png | 74.083 x 42.333 mm - 210 x 120 px - 72 dpi

| 131.6 kB | .jpg | 352.778 x 201.436 mm - 1000 x 571 px - 72 dpi

Assembly example



ID: Krs655m05-

| 33.8 kB | .jpg | 352.778 x 35.278 mm - 1000 x 100 px - 72 dpi

Schmersal India Pvt. Ltd., Plot No - G-7/1, Ranjangaon MIDC, Tal. - Shirur, Dist.- Pune 412 220

The details and data referred to have been carefully checked. Images may diverge from original. Further technical data can be found in the manual. Technical amendments and errors possible.

Generated on: 30/08/2024, 11:33 am