



T3Z 068-33YRS

- 3 switches in one enclosure
- Metal enclosure
- two-side operation / wire up to 2 x 50 m long
- Robust design
- Low actuating force

Data

Ordering data

Product type description	T3Z 068-33YRS
Article number (order number)	101087886
EAN (European Article Number)	4030661057279
eCl@ss number, version 12.0	27-27-06-01
eCl@ss number, version 11.0	27-27-06-01
eCl@ss number, version 9.0	27-27-06-01
ETIM number, version 7.0	EC000030
ETIM number, version 6.0	EC000030

Approvals - Standards

Certificates	IFA cULus CCC
--------------	---------------------

General data

Standards	EN ISO 13850 EN IEC 60947-5-1 EN IEC 60947-5-5
-----------	--

Housing material	Grey cast iron, painted
Material of the housing cover	Grey cast iron, painted
Length of the wire, maximum	50 m
Gross weight	5,025 g

General data - Features

Key reset	Yes
Number of auxiliary contacts	3
Number of safety contacts	3

Safety classification

Standards	EN ISO 13849-1
Mission time	20 Year(s)

Safety classification - Safety outputs

B _{10D} Normally-closed contact (NC)	100,000 Operations
---	--------------------

Mechanical data

Actuating element	Roller lever N300
Mechanical life, minimum	50,000 Operations
Positive break angle	32 °
Actuating force, maximum	50 N
Note (Actuating force)	30 N in wire direction
Actuation direction	Each time 75° right-hand side and left-hand side rotation
Positive break force, minimum	50 N
Positive break torque	0.2 Nm

Mechanical data - Connection technique

Termination	Screw terminals M20 x 1.5
-------------	---------------------------

Cable section, minimum	0.75 mm ²
Cable section, maximum	1.5 mm ²
Note	All indications including the conductor ferrules.

Ambient conditions

Degree of protection	IP65
Ambient temperature	-30 ... +90 °C

Ambient conditions - Insulation values

Rated insulation voltage U_i	250 VAC
Rated impulse withstand voltage U_{imp}	4 kV

Electrical data

Thermal test current	10 A
Utilisation category AC-15	230 VAC
Utilisation category AC-15	2.5 A
Utilisation category DC-13	24 VDC
Utilisation category DC-13	6 A
Switching element	NO contact, NC contact
Switching principle	Slow action
Material of the contacts, electrical	Silver

Note

Note (General)	At 3 m distance intermediate wire supports are required, see accessories
----------------	--

Ordering code

Product type description:
T3Z 068-(1)YR(2)(3)

(1)

11	1 NO contacts/1 NC contact
22	2 NO contacts/2 NC contact
33	3 NO contacts / 3 NC contacts (not combinable in combination with -2909)
(2)	
without	Reset by pull ring
S	Key reset (not combinable in combination with -2909)
(3)	
without	without indicator lamp
G	with indicator lamp (not combinable in combination with -2909)
2909	Outside parts in stainless steel

Pictures

Product picture (catalogue individual photo)



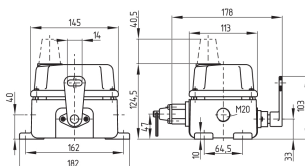
ID: kt3z0f03

| 626.5 kB | .jpg | 352.778 x 480.131 mm - 1000 x 1361 px - 72 dpi

| 58.0 kB | .png | 73.731 x 100.542 mm - 209 x 285 px - 72 dpi

| 54.9 kB | .jpg | 90.664 x 123.472 mm - 257 x 350 px - 72 dpi

Dimensional drawing basic component



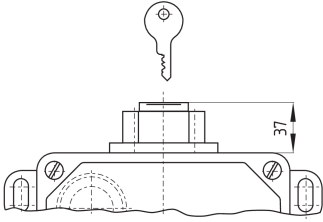
ID: 1t3z0g01

| 43.4 kB | .cdr |

| 9.9 kB | .png | 74.083 x 51.858 mm - 210 x 147 px - 72 dpi

| 118.6 kB | .jpg | 352.778 x 247.297 mm - 1000 x 701 px - 72 dpi

Dimensional drawing miscellaneous



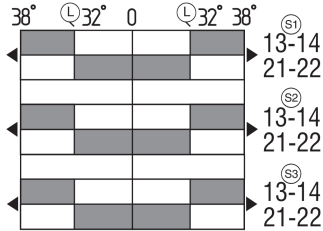
ID: kt3z0g03

| 24.5 kB | .cdr |

| 3.4 kB | .png | 74.083 x 50.8 mm - 210 x 144 px - 72 dpi

| 94.8 kB | .jpg | 352.778 x 241.3 mm - 1000 x 684 px - 72 dpi

Switch travel diagram



ID: kt3z0s01

| 2.9 kB | .png | 74.083 x 53.622 mm - 210 x 152 px - 72 dpi

| 124.4 kB | .jpg | 352.778 x 255.764 mm - 1000 x 725 px - 72 dpi

| 73.7 kB | .ai | 210 x 297 mm - 595 x 841 px - 72 dpi

Schmersal India Pvt. Ltd., Plot No - G-7/1, Ranjangaon MIDC, Tal. - Shirur, Dist.- Pune 412 220

The details and data referred to have been carefully checked. Images may diverge from original. Further technical data can be found in the manual. Technical amendments and errors possible.

Generated on: 30/08/2024, 11:34 am