



## ZQ 900-02

- 3 cable entries M 20 x 1.5
- Metal enclosure
- one-side operation / wire up to 75 m long
- Release push button
- Position indicator
- Robust design
- Large wiring compartment
- Twisting of towing eye not possible
- External watertight collar
- wire pull and breakage detection

## Data

### Ordering data

Product type description	ZQ 900-02
Article number (order number)	131186146
EAN (European Article Number)	8905236102080
eCl@ss number, version 12.0	27-37-12-01
eCl@ss number, version 11.0	27-37-12-01
eCl@ss number, version 9.0	27-37-12-01
ETIM number, version 7.0	EC002033
ETIM number, version 6.0	EC002033

### Approvals - Standards

Certificates

cULus  
CCC

## General data

Standards	EN ISO 13850 EN IEC 60947-5-1 EN IEC 60947-5-5
Housing material	Metal, zinc die-cast
Housing coating material	painted
Material of the housing cover	Glass-fibre, thermoplastic
Length of the wire, maximum	75 m
Gross weight	1,400 g

## General data - Features

Indicator lamp	No
Number of safety contacts	2

## Safety classification

Standards	EN ISO 13849-1
Mission time	20 Year(s)

## Safety classification - Safety outputs

B <sub>10D</sub> Normally-closed contact (NC)	100,000 Operations
---	--------------------

## Mechanical data

Mechanical life, minimum	1,000,000 Operations
--------------------------	----------------------

## Mechanical data - Connection technique

Termination	Screw terminals M20 x 1.5
Cable section, minimum	0.75 mm <sup>2</sup>
Cable section, maximum	2.5 mm <sup>2</sup>
Note	All indications including the conductor ferrules.

## Mechanical data - Dimensions

Length of sensor	69.7 mm
Width of sensor	71.5 mm
Height of the Sensor, minimum	220.3 mm
Height of the Sensor, maximum	236.3 mm

## Ambient conditions

Degree of protection	IP65 IP67
Ambient temperature	-25 ... +70 °C
Relative humidity, maximum	95 %

## Ambient conditions - Insulation values

Rated insulation voltage $U_i$	500 V
Rated impulse withstand voltage $U_{imp}$	6 kV

## Electrical data

Thermal test current	6 A
----------------------	-----

Utilisation category AC- 230 VAC  
15

Utilisation category AC- 4 A  
15

Utilisation category DC- 24 VDC  
13

Utilisation category DC- 1 A  
13

Switching element Opener (NC)

Switching principle Snap action

Material of the contacts, electrical Silver

## Note

Note (General) For lengths of over 10 m, intermediate wire supports must be installed every 3 to 5 m. Recommended cable lengths for pull-wire Emergency-Stop switches in relation to the range of ambient temperature.  
As the thimbles are subject to deformation in case of wire pull, the wire should be pulled several times after fitting. After that, the wire must be re-tensioned using the eyebolt or the tensioner.  
At 2 m ... 5 m distance intermediate wire supports are required, see accessories  
The screwed G24-M20 indicator lamp must be ordered separately, see accessories.

## Ordering code

Product type description:  
ZQ 900-(1)(2)

(1)

<b>11</b>	1 NO contacts/1 NC contact
<b>13</b>	1 NO contacts/3 NC contact
<b>22</b>	2 NO contacts/2 NC contact
<b>02</b>	2 NC contact
<b>04</b>	4 NC contact

(2)

<b>without</b>	without emergency-stop button
<b>N</b>	with emergency-stop button

# Pictures

## Product picture (catalogue individual photo)



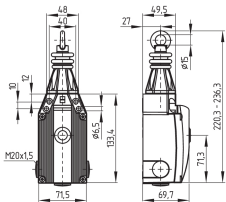
ID: kzq90f07

| 674.0 kB | .jpg | 352.778 x 528.814 mm - 1000 x 1499 px - 72 dpi

| 48.9 kB | .png | 73.731 x 110.772 mm - 209 x 314 px - 72 dpi

| 44.0 kB | .jpg | 82.197 x 123.472 mm - 233 x 350 px - 72 dpi

## Dimensional drawing basic component



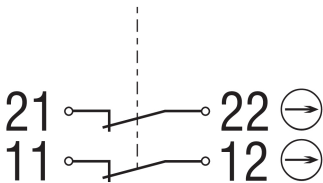
ID: 1zq-9g02

| 60.2 kB | .cdr |

| 11.7 kB | .png | 74.083 x 51.858 mm - 210 x 147 px - 72 dpi

| 133.9 kB | .jpg | 352.778 x 247.297 mm - 1000 x 701 px - 72 dpi

## Diagram



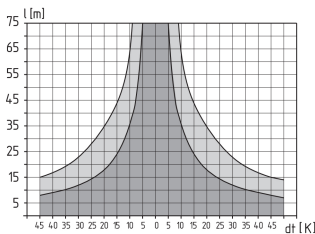
ID: ktf--k10

| 16.1 kB | .cdr |

| 59.7 kB | .jpg | 352.778 x 195.439 mm - 1000 x 554 px - 72 dpi

| 2.8 kB | .png | 74.083 x 40.922 mm - 210 x 116 px - 72 dpi

## Characteristic curve

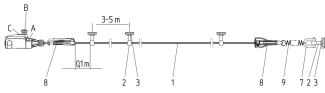


ID: kzq90d02

| 8.9 kB | .png | 74.083 x 53.975 mm - 210 x 153 px - 72 dpi

| 154.7 kB | .jpg | 352.778 x 257.175 mm - 1000 x 729 px - 72 dpi

## Operating principle

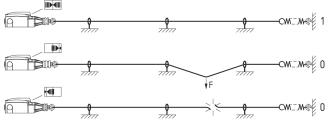


ID: kzq90a11

| 48.5 kB | .jpg | 352.778 x 88.9 mm - 1000 x 252 px - 72 dpi

| 4.0 kB | .png | 74.083 x 18.697 mm - 210 x 53 px - 72 dpi

## Operating principle



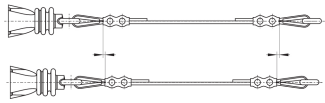
ID: kzq90a13

| 72.1 kB | .cdr |

| 72.8 kB | .jpg | 352.778 x 130.528 mm - 1000 x 370 px - 72 dpi

| 1.6 kB | .png | 74.083 x 27.517 mm - 210 x 78 px - 72 dpi

## Operating principle



ID: kzq90a03

| 28.7 kB | .cdr |

| 74.1 kB | .jpg | 352.778 x 103.011 mm - 1000 x 292 px - 72 dpi

| 1.7 kB | .png | 74.083 x 21.519 mm - 210 x 61 px - 72 dpi

Schmersal India Pvt. Ltd., Plot No - G-7/1, Ranjangaon MIDC, Tal. - Shirur, Dist.- Pune 412 220

The details and data referred to have been carefully checked. Images may diverge from original. Further technical data can be found in the manual. Technical amendments and errors possible.

Generated on: 30/08/2024, 11:31 am