



ZQ 900-13N

- 3 cable entries M 20 x 1.5
- Metal enclosure
- one-side operation / wire up to 75 m long
- Release push button
- Position indicator
- Robust design
- Large wiring compartment
- Twisting of towing eye not possible
- External watertight collar
- wire pull and breakage detection

Data

Ordering data

Product type description	ZQ 900-13N
Article number (order number)	131184476
EAN (European Article Number)	8905236102158
eCl@ss number, version 12.0	27-37-12-01
eCl@ss number, version 11.0	27-37-12-01
eCl@ss number, version 9.0	27-37-12-01
ETIM number, version 7.0	EC002033
ETIM number, version 6.0	EC002033

Approvals - Standards

Certificates

cULus
CCC

General data

Standards	EN ISO 13850 EN IEC 60947-5-1 EN IEC 60947-5-5
Housing material	Metal, zinc die-cast
Housing coating material	painted
Material of the housing cover	Glass-fibre, thermoplastic
Length of the wire, maximum	75 m
Gross weight	1,276 g

General data - Features

Emergency-Stop button	Yes
Indicator lamp	No
Number of auxiliary contacts	1
Number of safety contacts	3

Safety classification

Standards	EN ISO 13849-1
Mission time	20 Year(s)

Safety classification - Safety outputs

B _{10D} Normally-closed contact (NC)	100,000 Operations
---	--------------------

Mechanical data

Mechanical life, minimum 1,000,000 Operations

Mechanical data - Connection technique

Termination Screw terminals M20 x 1.5

Cable section, minimum 0.75 mm²

Cable section, maximum 2.5 mm²

Note All indications including the conductor ferrules.

Mechanical data - Dimensions

Length of sensor 97.2 mm

Width of sensor 71.5 mm

Height of the Sensor, minimum 220.3 mm

Height of the Sensor, maximum 236.3 mm

Ambient conditions

Degree of protection IP65

Ambient temperature -25 ... +70 °C

Relative humidity, maximum 95 %

Ambient conditions - Insulation values

Rated insulation voltage U_i 500 V

Rated impulse withstand voltage U_{imp} 6 kV

Electrical data

Thermal test current	6 A
Utilisation category AC-15	230 VAC
Utilisation category AC-15	4 A
Utilisation category DC-13	24 VDC
Utilisation category DC-13	1 A
Switching element	NO contact, NC contact
Switching principle	Snap action
Material of the contacts, electrical	Silver

Note

Note (General)	<p>For lengths of over 10 m, intermediate wire supports must be installed every 3 to 5 m. Recommended cable lengths for pull-wire Emergency-Stop switches in relation to the range of ambient temperature.</p> <p>As the thimbles are subject to deformation in case of wire pull, the wire should be pulled several times after fitting. After that, the wire must be re-tensioned using the eyebolt or the tensioner.</p> <p>At 2 m ... 5 m distance intermediate wire supports are required, see accessories</p> <p>The screwed G24-M20 indicator lamp must be ordered separately, see accessories.</p>
----------------	--

Ordering code

Product type description:
ZQ 900-(1)(2)

(1)

11	1 NO contacts/1 NC contact
13	1 NO contacts/3 NC contact
22	2 NO contacts/2 NC contact
02	2 NC contact
04	4 NC contact

(2)

without

without emergency-stop button

N

with emergency-stop button

Pictures

Product picture (catalogue individual photo)



ID: kzq90f08

| 1.0 MB | .jpg | 352.778 x 767.997 mm - 1000 x 2177 px - 72 dpi

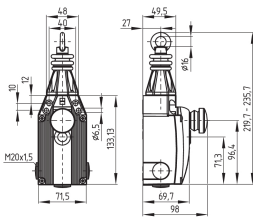
| 132.6 kB | .png | 22.945 x 50.038 mm - 271 x 591 px - 300 dpi

| 14.6 kB | .jpg | 86.783 x 188.736 mm - 246 x 535 px - 72 dpi

| 81.0 kB | .png | 74.083 x 161.219 mm - 210 x 457 px - 72 dpi

| 35.7 kB | .jpg | 56.797 x 123.472 mm - 161 x 350 px - 72 dpi

Dimensional drawing basic component



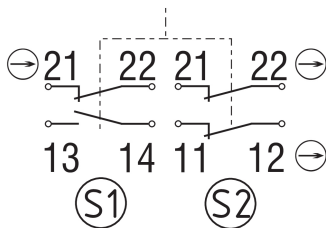
ID: 1zq-9g03

| 64.6 kB | .cdr |

| 12.7 kB | .png | 74.083 x 51.506 mm - 210 x 146 px - 72 dpi

| 145.7 kB | .jpg | 352.778 x 245.181 mm - 1000 x 695 px - 72 dpi

Diagram



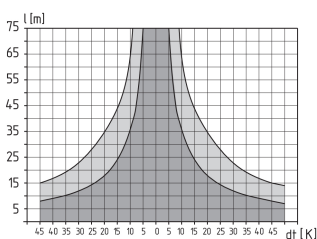
ID: ktf--k17

| 18.2 kB | .cdr |

| 107.2 kB | .jpg | 352.778 x 246.239 mm - 1000 x 698 px - 72 dpi

| 4.4 kB | .png | 74.083 x 51.858 mm - 210 x 147 px - 72 dpi

Characteristic curve

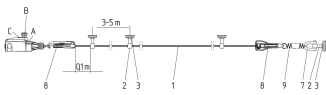


ID: kzq90d02

| 8.9 kB | .png | 74.083 x 53.975 mm - 210 x 153 px - 72 dpi

| 154.7 kB | .jpg | 352.778 x 257.175 mm - 1000 x 729 px - 72 dpi

Operating principle

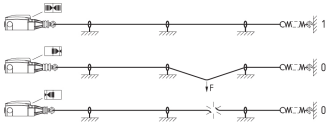


ID: kzq90a11

| 48.5 kB | .jpg | 352.778 x 88.9 mm - 1000 x 252 px - 72 dpi

| 4.0 kB | .png | 74.083 x 18.697 mm - 210 x 53 px - 72 dpi

Operating principle



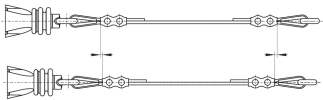
ID: kzq90a13

| 72.1 kB | .cdr |

| 72.8 kB | .jpg | 352.778 x 130.528 mm - 1000 x 370 px - 72 dpi

| 1.6 kB | .png | 74.083 x 27.517 mm - 210 x 78 px - 72 dpi

Operating principle



ID: kzq90a03

| 28.7 kB | .cdr |

| 74.1 kB | .jpg | 352.778 x 103.011 mm - 1000 x 292 px - 72 dpi

| 1.7 kB | .png | 74.083 x 21.519 mm - 210 x 61 px - 72 dpi

Schmersal India Pvt. Ltd., Plot No - G-7/1, Ranjangaon MIDC, Tal. - Shirur, Dist.- Pune 412 220

The details and data referred to have been carefully checked. Images may diverge from original. Further technical data can be found in the manual. Technical amendments and errors possible.

Generated on: 30/08/2024, 11:31 am