



ZQ 900-22

- 3 cable entries M 20 x 1.5
- Metal enclosure
- one-side operation / wire up to 75 m long
- Release push button
- Position indicator
- Robust design
- Large wiring compartment
- Twisting of towing eye not possible
- External watertight collar
- wire pull and breakage detection

Data

Ordering data

Product type description	ZQ 900-22
Article number (order number)	131184329
EAN (European Article Number)	8905236102196
eCl@ss number, version 12.0	27-37-12-01
eCl@ss number, version 11.0	27-37-12-01
eCl@ss number, version 9.0	27-37-12-01
ETIM number, version 7.0	EC002033
ETIM number, version 6.0	EC002033

Approvals - Standards

Certificates	cULus CCC
--------------	--------------

General data

Standards	EN ISO 13850 EN IEC 60947-5-1 EN IEC 60947-5-5
Housing material	Metal, zinc die-cast
Housing coating material	painted
Material of the housing cover	Glass-fibre, thermoplastic
Length of the wire, maximum	75 m
Gross weight	1,260 g

General data - Features

Indicator lamp	No
Number of auxiliary contacts	2
Number of safety contacts	2

Safety classification

Standards	EN ISO 13849-1
Mission time	20 Year(s)

Safety classification - Safety outputs

B _{10D} Normally-closed contact (NC)	100,000 Operations
---	--------------------

Mechanical data

Mechanical life, minimum	1,000,000 Operations
-----------------------------	----------------------

Mechanical data - Connection technique

Termination	Screw terminals M20 x 1.5
Cable section, minimum	0.75 mm ²
Cable section, maximum	2.5 mm ²
Note	All indications including the conductor ferrules.

Mechanical data - Dimensions

Length of sensor	69.7 mm
Width of sensor	71.5 mm
Height of the Sensor, minimum	220.3 mm
Height of the Sensor, maximum	236.3 mm

Ambient conditions

Degree of protection	IP65 IP67
Ambient temperature	-25 ... +70 °C
Relative humidity, minimum	30 %
Relative humidity, maximum	95 %

Ambient conditions - Insulation values

Rated insulation voltage U_i	500 V
Rated impulse withstand voltage U_{imp}	6 kV

Electrical data

Thermal test current	6 A
Utilisation category AC-15	230 VAC
Utilisation category AC-15	4 A
Utilisation category DC-13	24 VDC
Utilisation category DC-13	1 A
Switching element	NO contact, NC contact
Switching principle	Snap action
Material of the contacts, electrical	Silver

Note

Note (General)	<p>For lengths of over 10 m, intermediate wire supports must be installed every 3 to 5 m. Recommended cable lengths for pull-wire Emergency-Stop switches in relation to the range of ambient temperature.</p> <p>As the thimbles are subject to deformation in case of wire pull, the wire should be pulled several times after fitting. After that, the wire must be re-tensioned using the eyebolt or the tensioner.</p> <p>At 2 m ... 5 m distance intermediate wire supports are required, see accessories</p> <p>The screwed G24-M20 indicator lamp must be ordered separately, see accessories.</p>
----------------	--

Ordering code

Product type description:
ZQ 900-(1)(2)

(1)

11	1 NO contacts/1 NC contact
13	1 NO contacts/3 NC contact
22	2 NO contacts/2 NC contact
02	2 NC contact
04	4 NC contact

(2)

without

without emergency-stop button

N

with emergency-stop button

Pictures

Product picture (catalogue individual photo)



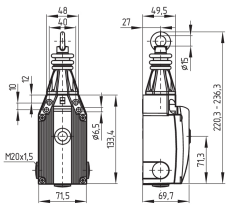
ID: kzq90f07

| 674.0 kB | .jpg | 352.778 x 528.814 mm - 1000 x 1499 px - 72 dpi

| 48.9 kB | .png | 73.731 x 110.772 mm - 209 x 314 px - 72 dpi

| 44.0 kB | .jpg | 82.197 x 123.472 mm - 233 x 350 px - 72 dpi

Dimensional drawing basic component



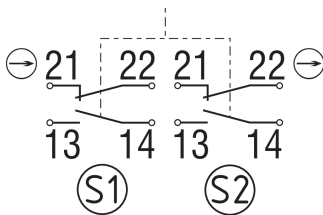
ID: 1zq-9g02

| 60.2 kB | .cdr |

| 11.7 kB | .png | 74.083 x 51.858 mm - 210 x 147 px - 72 dpi

| 133.9 kB | .jpg | 352.778 x 247.297 mm - 1000 x 701 px - 72 dpi

Diagram



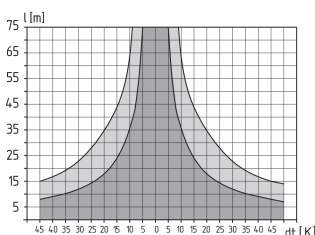
ID: ktf--k12

| 17.9 kB | .cdr |

| 101.3 kB | .jpg | 352.778 x 228.953 mm - 1000 x 649 px - 72 dpi

| 4.1 kB | .png | 74.083 x 47.978 mm - 210 x 136 px - 72 dpi

Characteristic curve

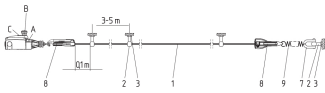


ID: kzq90d02

| 8.9 kB | .png | 74.083 x 53.975 mm - 210 x 153 px - 72 dpi

| 154.7 kB | .jpg | 352.778 x 257.175 mm - 1000 x 729 px - 72 dpi

Operating principle

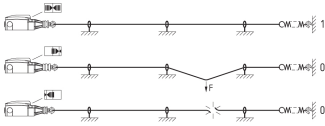


ID: kzq90a11

| 48.5 kB | .jpg | 352.778 x 88.9 mm - 1000 x 252 px - 72 dpi

| 4.0 kB | .png | 74.083 x 18.697 mm - 210 x 53 px - 72 dpi

Operating principle



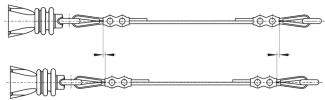
ID: kzq90a13

| 72.1 kB | .cdr |

| 72.8 kB | .jpg | 352.778 x 130.528 mm - 1000 x 370 px - 72 dpi

| 1.6 kB | .png | 74.083 x 27.517 mm - 210 x 78 px - 72 dpi

Operating principle



ID: kzq90a03

| 28.7 kB | .cdr |

| 74.1 kB | .jpg | 352.778 x 103.011 mm - 1000 x 292 px - 72 dpi

| 1.7 kB | .png | 74.083 x 21.519 mm - 210 x 61 px - 72 dpi

Schmersal India Pvt. Ltd., Plot No - G-7/1, Ranjangaon MIDC, Tal. - Shirur, Dist.- Pune 412 220

The details and data referred to have been carefully checked. Images may diverge from original. Further technical data can be found in the manual. Technical amendments and errors possible.

Generated on: 30/08/2024, 11:30 am