



NO IMAGE  
AVAILABLE

## AZ 15 ZVRK-STL

- 2 cable entries M 16 x 1.5
- Connector M12, 4-pole
- Thermoplastic enclosure
- Double-insulated
- Long life
- 52 mm x 75 mm x 30 mm
- Universal coding
- Large wiring compartment
- High level of contact reliability with low voltages and currents
- Slotted holes for adjustment, circular holes for location
- Insensitive to soiling

## Data

### Ordering data

Product type description	AZ 15 ZVRK-STL
Article number (order number)	101174414
EAN (European Article Number)	4030661303659
eCl@ss number, version 12.0	27-27-26-02
eCl@ss number, version 11.0	27-27-26-02
eCl@ss number, version 9.0	27-27-26-02
ETIM number, version 7.0	EC002592
ETIM number, version 6.0	EC002592

### Approvals - Standards

Certificates	IFA cULus CCC
--------------	---------------------

## General data

Standards	EN ISO 13849-1 EN ISO 14119 EN IEC 60947-5-1
Coding level according to EN ISO 14119	Low
Working principle	electromechanical
Housing material	Plastic, glass-fibre reinforced thermoplastic, self-extinguishing
Gross weight	100 g

## General data - Features

Increased latching force	Yes
Suitable for elevators	Yes
Number of safety contacts	1
Number of cable glands	3

## Safety classification

Standards	EN ISO 13849-1
Mission time	20 Year(s)

## Safety classification - Safety outputs

B <sub>10D</sub> Normally-closed contact (NC)	2,000,000 Operations
---	----------------------

## Mechanical data

Mechanical life, minimum	1,000,000 Operations
Latching force	30 N
Positive break travel	8 mm
Positive break force per NC contact, minimum	10 N
Actuating speed, maximum	2 m/s
Mounting	Screws

Type of the fixing screws	2x M6
---------------------------	-------

### Mechanical data - Connection technique

Connector position	Left
Termination	Connector plug M12, 4-pole, (A-coding)

### Mechanical data - Dimensions

Length of sensor	30 mm
Width of sensor	52 mm
Height of sensor	75 mm

### Ambient conditions

Degree of protection	IP67
Ambient temperature	-30 ... +80 °C
Storage and transport temperature	-40 ... +85 °C
Permissible installation altitude above sea level, maximum	2,000 m

### Ambient conditions - Insulation values

Rated insulation voltage $U_i$	500 V
Overtoltage category	III
Degree of pollution	3
Rated impulse withstand voltage, connector 4-pole	2.5 kV

### Electrical data

Thermal test current	10 A
Required rated short-circuit current	1,000 A
Switching element	1 NC contact
Switching principle	slow action, positive break NC contact
Maximum switching frequency	4,000 /h

Material of the contacts, electrical

Silver

## Electrical data - Safety contacts

Voltage, Utilisation category AC-15	230 VAC
Current, Utilisation category AC-15	4 A
Voltage, Utilisation category DC-13	24 VDC
Current, Utilisation category DC-13	4 A
Note, Utilisation category DC-13	Connector 4-pole

## Scope of delivery

Scope of delivery	Actuator must be ordered separately.
-------------------	--------------------------------------

## Ordering code

Product type description:  
AZ 15 ZV(1)K-(2)-(3)

(1)

<b>without</b>	Ejection force
<b>R</b>	Latching force 30 N

(2)

<b>M16</b>	cable entry M16
<b>M20</b>	Cable entry M20
<b>ST</b>	M12 connector, 4 pole

(3)

<b>2254</b>	Latching force 5 N
<b>1762</b>	Front mounting
<b>1637</b>	Gold-plated contacts

## Pictures

## Product picture (catalogue individual photo)



NO IMAGE  
AVAILABLE

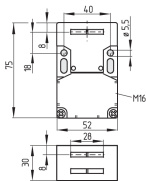
ID: no-pic01

| 98.4 kB | .jpg | 352.778 x 352.778 mm - 1000 x 1000 px - 72 dpi

| 3.3 kB | .png | 74.083 x 74.083 mm - 210 x 210 px - 72 dpi

| 26.4 kB | .jpg | 123.472 x 123.472 mm - 350 x 350 px - 72 dpi

## Dimensional drawing basic component



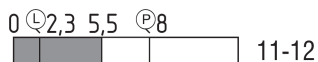
ID: 1az15g01

| 39.6 kB | .cdr |

| 3.1 kB | .png | 74.083 x 51.506 mm - 210 x 146 px - 72 dpi

| 61.6 kB | .jpg | 352.778 x 245.181 mm - 1000 x 695 px - 72 dpi

## Switch travel diagram



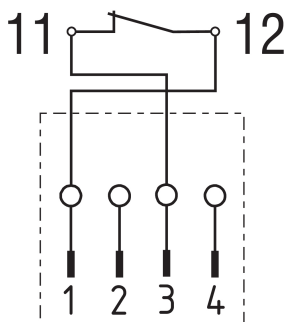
ID: kaz15s01

| 19.1 kB | .cdr |

| 1.5 kB | .png | 74.083 x 12.7 mm - 210 x 36 px - 72 dpi

| 33.3 kB | .jpg | 352.778 x 60.325 mm - 1000 x 171 px - 72 dpi

## Diagram



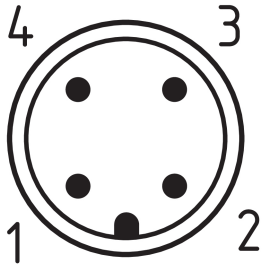
ID: kaz15k02

| 21.1 kB | .cdr |

| 91.2 kB | .jpg | 352.778 x 397.228 mm - 1000 x 1126 px - 72 dpi

| 3.3 kB | .png | 74.083 x 83.256 mm - 210 x 236 px - 72 dpi

## Contact arrangement



ID: km12-k4c

| 4.2 kB | .png | 74.083 x 74.083 mm - 210 x 210 px - 72 dpi

| 113.3 kB | .jpg | 352.778 x 352.778 mm - 1000 x 1000 px - 72 dpi

Schmersal India Pvt. Ltd., Plot No - G-7/1, Ranjangaon MIDC, Tal. - Shirur, Dist.- Pune 412 220

The details and data referred to have been carefully checked. Images may diverge from original. Further technical data can be found in the manual. Technical amendments and errors possible.

Generated on: 26/08/2024, 1:25 pm