



AZ216-T11R

- small body
- thermoplastic enclosure with foldable latching cover
- Actuator heads can be repositioned in steps 4 x 90°
- Different contact options
- Latching force 12N or 30N depending on variant

Data

Ordering data

Product type description	AZ216-T11R
Article number (order number)	103049873
EAN (European Article Number)	4030661625423
eCl@ss number, version 12.0	27-27-06-10
eCl@ss number, version 11.0	27-27-06-10
eCl@ss number, version 9.0	27-27-06-10
ETIM number, version 7.0	EC002592
ETIM number, version 6.0	EC002592

Approvals - Standards

Certificates	cULus CCC
--------------	--------------

General data

Standards	EN ISO 13849-1 EN ISO 14119 EN IEC 60947-5-1
Coding level according to EN ISO 14119	Low

Working principle	electromechanical
Housing material	Plastic, glass-fibre reinforced thermoplastic, self-extinguishing

General data - Features

Number of auxiliary contacts	1
Number of safety contacts	1
Number of cable glands	1

Safety classification

Standards	EN ISO 13849-1
Performance Level, up to	c
Category	1
B _{10D} Normally-closed contact (NC)	2,000,000 Operations
B _{10D} Normally-open contact (NO)	1,000,000 Operations
Note	at 10% I _e and ohmic load
Mission time	20 Year(s)

Safety classification - Fault exclusion

Please note:	Can be used when fault exclusion for dangerous damage to the 1-channel mechanism is permissible and sufficient protection against manipulation is guaranteed.
Performance Level, up to	d
Category	3
Note	for 2-channel use and with suitable logic unit.

Mechanical data

Mechanical life, minimum	1,000,000 Operations
Latching force	30 N
Positive break travel	5 mm

Positive break force per NC contact, minimum	10 N
Positive break force, minimum	10 N
Actuating speed, maximum	0.2 m/s
Mounting	Screws
Type of the fixing screws	2x M4
Tightening torque of the fixing screws	1.2 Nm

Mechanical data - Connection technique

Termination	Screw terminals M20 x 1.5
Cable entry	1 x M20 x 1,5
Termination	Screw terminals
Cable section, minimum	0.34 mm ²
Cable section, maximum	1.5 mm ²
Note	All indications including the conductor ferrules.
Tightening torque of electrical connection, minimum	0.6 Nm
Tightening torque of electrical connection, maximum	0.8 Nm
Note (Cable entry)	Settle length of the conductor: 5...6mm
Allowed type of cable	solid single-wire solid multi-wire flexible

Mechanical data - Dimensions

Length of sensor	32.7 mm
Width of sensor	31 mm
Height of sensor	104 mm

Ambient conditions

Degree of protection	IP66 IP67
Ambient temperature	-30 ... +80 °C

Storage and transport temperature -40 ... +85 °C

Permissible installation altitude above sea level, maximum 2,000 m

Ambient conditions - Insulation values

Rated insulation voltage U_i 250 VAC

Rated impulse withstand voltage U_{imp} 4 kV

Overvoltage category III

Degree of pollution 3

Electrical data

Thermal test current 10 A

Required rated short-circuit current 400 A

Switching element 1 NO contact, 1 NC contacts

Note (Switching element) Change-over contact with double break, type Zb or 3 NC contacts, with galvanically separated contact bridges

Switching principle slow action, positive break NC contact

Maximum switching frequency 1,200 /h

Material of the contacts, electrical Silver

Electrical data - Safety contacts

Voltage, Utilisation category AC-15 230 VAC

Current, Utilisation category AC-15 3 A

Voltage, Utilisation category DC-13 24 VDC

Current, Utilisation category DC-13 3 A

Electrical data - Auxiliary contacts

Voltage, Utilisation category AC- 230 VAC
15

Current, Utilisation category AC- 3 A
15

Voltage, Utilisation category DC- 24 VDC
13

Current, Utilisation category DC- 3 A
13

Other data

Note (applications)	sliding safety guard removable guard hinged safety guard
---------------------	--

Scope of delivery

Scope of delivery	Actuator must be ordered separately. Slot cover for dust-proof covering of the opening not in use
-------------------	--

Pictures

Product picture (catalogue individual photo)

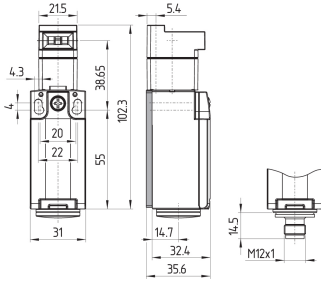


ID: kaz21f02

| 764.3 kB | .jpg | 352.778 x 798.336 mm - 1000 x 2263 px - 72 dpi

| 64.9 kB | .png | 74.083 x 167.569 mm - 210 x 475 px - 72 dpi

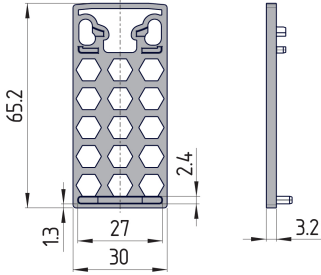
Dimensional drawing basic component



ID: kaz21xg01

| 142.8 kB | .jpg | 352.778 x 304.8 mm - 1000 x 864 px - 72 dpi

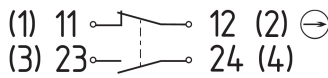
Dimensional drawing basic component



ID: kaz21xg02

| 167.8 kB | .jpg | 352.778 x 298.803 mm - 1000 x 847 px - 72 dpi

Diagram




ID: kps2xk19

| 52.7 kB | .jpg | 352.778 x 94.897 mm - 1000 x 269 px - 72 dpi

| 2.8 kB | .png | 74.083 x 19.756 mm - 210 x 56 px - 72 dpi

Detail photo



ID: kaz2x3xf05

| 660.4 kB | .jpg | 352.778 x 709.083 mm - 1000 x 2010 px - 72 dpi

| 86.7 kB | .png | 74.083 x 148.872 mm - 210 x 422 px - 72 dpi

Schmersal India Pvt. Ltd., Plot No - G-7/1, Ranjangaon MIDC, Tal. - Shirur, Dist.- Pune 412 220

The details and data referred to have been carefully checked. Images may diverge from original. Further technical data can be found in the manual. Technical amendments and errors possible.

Generated on: 27/08/2024, 9:17 am