



## AZ216-T12R-ST

- small body
- thermoplastic enclosure with foldable latching cover
- Actuator heads can be repositioned in steps 4 x 90°
- Different contact options
- Latching force 12N or 30N depending on variant

## Data

### Ordering data

Product type description	AZ216-T12R-ST
Article number (order number)	103053361
EAN (European Article Number)	4030661634432
eCl@ss number, version 12.0	27-27-06-10
eCl@ss number, version 11.0	27-27-06-10
eCl@ss number, version 9.0	27-27-06-10
ETIM number, version 7.0	EC002592
ETIM number, version 6.0	EC002592

### Approvals - Standards

Certificates	cULus CCC
--------------	--------------

### General data

Standards	EN ISO 13849-1 EN ISO 14119 EN IEC 60947-5-1
Coding level according to EN ISO 14119	Low

Working principle	electromechanical
Housing material	Plastic, glass-fibre reinforced thermoplastic, self-extinguishing
Gross weight	154 g

### General data - Features

Number of auxiliary contacts	1
Number of poles	8
Number of safety contacts	2
Number of cable glands	1

### Safety classification

Standards	EN ISO 13849-1
Performance Level, up to	c
Category	1
B <sub>10D</sub> Normally-closed contact (NC)	2,000,000 Operations
B <sub>10D</sub> Normally-open contact (NO)	1,000,000 Operations
Note	at 10% I <sub>e</sub> and ohmic load
Mission time	20 Year(s)

### Safety classification - Fault exclusion

Please note:	Can be used when fault exclusion for dangerous damage to the 1-channel mechanism is permissible and sufficient protection against manipulation is guaranteed.
Performance Level, up to	d
Category	3
Note	for 2-channel use and with suitable logic unit.

### Mechanical data

Mechanical life, minimum	1,000,000 Operations
--------------------------	----------------------

Latching force	30 N
Positive break travel	5 mm
Positive break force per NC contact, minimum	10 N
Positive break force, minimum	10 N
Actuating speed, maximum	0.2 m/s
Mounting	Screws
Type of the fixing screws	2x M4
Tightening torque of the fixing screws	1.2 Nm

### Mechanical data - Connection technique

Termination	Connector plug M12
Cable entry	1 x M20 x 1,5
Termination	Screw terminals
Cable section, minimum	0.34 mm <sup>2</sup>
Cable section, maximum	1.5 mm <sup>2</sup>
Note	All indications including the conductor ferrules.
Tightening torque of electrical connection, minimum	0.6 Nm
Tightening torque of electrical connection, maximum	0.8 Nm
Note (Cable entry)	Settle length of the conductor: 5...6mm

### Mechanical data - connector side A

Connector coding	A
------------------	---

### Mechanical data - Dimensions

Length of sensor	32.7 mm
Width of sensor	31 mm
Height of sensor	104 mm

## Ambient conditions

Degree of protection	IP66 IP67
Ambient temperature	-30 ... +80 °C
Storage and transport temperature	-40 ... +85 °C
Permissible installation altitude above sea level, maximum	2,000 m

## Ambient conditions - Insulation values

Rated insulation voltage $U_i$	24 VDC
Rated impulse withstand voltage $U_{imp}$	0.8 kV
Overvoltage category	III
Degree of pollution	3

## Electrical data

Thermal test current	2 A
Required rated short-circuit current	400 A
Switching element	1 NO contact, 2 NC contacts
Note (Switching element)	Change-over contact with double break, type Zb or 3 NC contacts, with galvanically separated contact bridges
Switching principle	slow action, positive break NC contact
Maximum switching frequency	1,200 /h
Material of the contacts, electrical	Silver

## Electrical data - Safety contacts

Voltage, Utilisation category AC-15	50 VAC
Current, Utilisation category AC-15	2 A

Voltage, Utilisation category DC- 24 VDC  
13

Current, Utilisation category DC- 2 A  
13

### Electrical data - Auxiliary contacts

Voltage, Utilisation category AC- 50 VAC  
15

Current, Utilisation category AC- 2 A  
15

Voltage, Utilisation category DC- 24 VDC  
13

Current, Utilisation category DC- 2 A  
13

### Other data

Note (applications)                      sliding safety guard  
removable guard  
hinged safety guard

### Scope of delivery

Scope of delivery                      Actuator must be ordered separately.  
Slot cover for dust-proof covering of the opening not in use

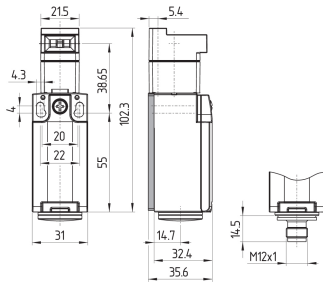
## Pictures

### Product picture (catalogue individual photo)



ID: kaz21f06  
| 800.9 kB | .jpg | 352.778 x 859.014 mm - 1000 x 2435 px - 72 dpi  
| 99.3 kB | .png | 74.083 x 180.269 mm - 210 x 511 px - 72 dpi  
| 23.2 kB | .jpg | 50.8 x 123.472 mm - 144 x 350 px - 72 dpi

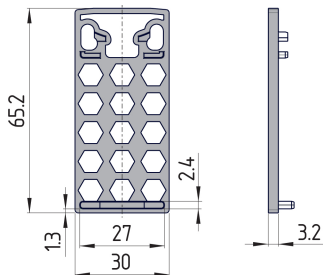
## Dimensional drawing basic component



ID: kaz21xg01

| 142.8 kB | .jpg | 352.778 x 304.8 mm - 1000 x 864 px - 72 dpi

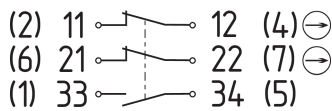
## Dimensional drawing basic component



ID: kaz21xg02

| 167.8 kB | .jpg | 352.778 x 298.803 mm - 1000 x 847 px - 72 dpi

## Diagram




ID: kps2xk21

| 79.3 kB | .jpg | 352.778 x 131.939 mm - 1000 x 374 px - 72 dpi

| 3.7 kB | .png | 74.083 x 27.869 mm - 210 x 79 px - 72 dpi

## Detail photo

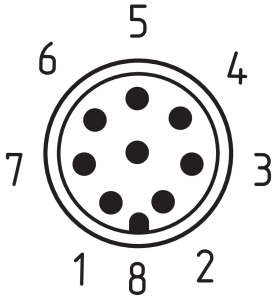


ID: kaz2x3xf05

| 660.4 kB | .jpg | 352.778 x 709.083 mm - 1000 x 2010 px - 72 dpi

| 86.7 kB | .png | 74.083 x 148.872 mm - 210 x 422 px - 72 dpi

## Contact arrangement



ID: km12-k8b

| 5.3 kB | .png | 73.731 x 87.489 mm - 209 x 248 px - 72 dpi

| 138.6 kB | .jpg | 352.425 x 417.689 mm - 999 x 1184 px - 72 dpi

Schmersal India Pvt. Ltd., Plot No - G-7/1, Ranjangaon MIDC, Tal. - Shirur, Dist.- Pune 412 220

The details and data referred to have been carefully checked. Images may diverge from original. Further technical data can be found in the manual. Technical amendments and errors possible.

Generated on: 27/08/2024, 9:16 am