



SLC440-ER-0250-14-01

- Safety type 4 in accordance with IEC 61496-1
- Status and diagnostics via App with bluetooth
- active integrated set-up tool
- Blanking: fixed/floating
- Double acknowledgement/reset
- Integrated contactor control
- Beam coding
- Process safety with highest availability
- User-friendly parameter setting, no tools required
- optional degree of protection IP69 with protective enclosure (accessories)

Data

Ordering data

Product type description	SLC440-ER-0250-14-01
Article number (order number)	101216616
EAN (European Article Number)	4030661409023
eCl@ss number, version 12.0	27-27-27-04
eCl@ss number, version 11.0	27-27-27-04
eCl@ss number, version 9.0	27-27-27-04
ETIM number, version 7.0	EC002549
ETIM number, version 6.0	EC002549

Approvals - Standards

Certificates

TÜV
cULus
ECOLAB

General data

Standards	EN IEC 61496-2 EN IEC 61496-1
Housing material	Aluminium
Reaction time, maximum	10 ms
Gross weight	630 g

General data - Features

Restart interlock (manual reset)	Yes
Contactors control integrated	Yes
Beam coding available	Yes
Blanking function	Yes
7-segment display	Yes
Integral system diagnostics, status	Yes
Integral system diagnostics	Yes
Bluetooth	Yes
Number of fail-safe digital outputs	2
Number of beams	24

Safety classification

Standards	EN ISO 13849-1 EN IEC 62061
Performance Level, up to	e
Category	4
PFH value	5.14×10^{-9} /h
Safety Integrity Level (SIL), suitable for applications in	3
Mission time	20 Year(s)
Safety type in accordance with IEC 61496-1	4

Mechanical data

Detection ability for test bodies at $v = 1.6$ m/s	14 mm
Height of the protection field	250 mm
Range, protection field, minimum	0.3 m
Range, protection field, maximum	7 m
Wave length of the laserdiode	880 nm

Mechanical data - Connection technique

Termination	Connector
Terminal connector, Recipient	Connector plug M12, 8-pole
Terminal, Connector, Transmitter	Connector plug M12, 4-pole
Length of the connectable cable, maximum	100 m

Mechanical data - Dimensions

Height of transmitter	331 mm
Height of Receiver	341 mm
Length of sensor	33 mm
Width of sensor	27.8 mm

Ambient conditions

Degree of protection	IP67
Ambient temperature	-25 ... +50 °C
Storage and transport temperature	-25 ... +70 °C
Protection class	III

Electrical data

Switching voltage OSSD, HIGH signal	24 V
Electrical power consumption of the receiver, maximum	10 W
Electrical power consumption of the transmitter, maximum	5 W

Electrical data - Safety digital outputs

Output current, (fail-safe output), maximum	0.25 A
Design of control elements	p-type

Scope of delivery

Scope of delivery	Kit with 2 mounting angles
-------------------	----------------------------

Accessory

Recommended safety switchgear	SRB-E 301
-------------------------------	-----------

Note

Note (General)	I_m In case of failure (interruption of the 0 V supply) the maximum leakage current is 1 mA.
----------------	--

Ordering code

Product type description:
SLC440-ER(1)-(2)-01

(1)

0170	Protection field height 170 mm
0250	Protection field height 250 mm
0330	Protection field height 330 mm
0410	Protection field height 410 mm
0490	Protection field height 490 mm
0570	Protection field height 570 mm
0650	Protection field height 650 mm
0730	Protection field height 730 mm
0810	Protection field height 810 mm
0890	Protection field height 890 mm
0970	Protection field height 970 mm

1050	Protection field height 1050 mm
1130	Protection field height 1130 mm
1210	Protection field height 1210 mm
1290	Protection field height 1290 mm (only for resolution 30 mm, 50 mm)
1370	Protection field height 1370 mm (only for resolution 30 mm, 50 mm)
1450	Protection field height 1450 mm (only for resolution 30 mm, 50 mm)
1530	Protection field height 1530 mm (only for resolution 30 mm, 50 mm)
1610	Protection field height 1610 mm (only for resolution 30 mm, 50 mm)
1690	Protection field height 1690 mm (only for resolution 30 mm, 50 mm)
1770	Protection field height 1770 mm (only for resolution 30 mm, 50 mm)

(2)

14 Resolution 14 mm (Range 0.3 ...) 7 m

30 Resolution 30 mm (Range 0.3 ...) 10 m

Pictures

Product picture (catalogue individual photo)



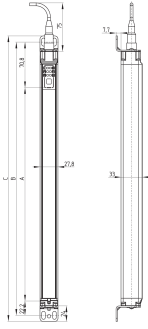
ID: kslc4f37

| 34.2 kB | .png | 74.083 x 158.397 mm - 210 x 449 px - 72 dpi

| 336.4 kB | .jpg | 292.1 x 625.122 mm - 828 x 1772 px - 72 dpi

| 23.1 kB | .jpg | 57.856 x 123.472 mm - 164 x 350 px - 72 dpi

Dimensional drawing basic component



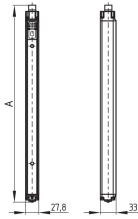
ID: 5slc4g17

| 49.3 kB | .cdr |

| 5.5 kB | .png | 74.083 x 161.925 mm - 210 x 459 px - 72 dpi

| 214.0 kB | .jpg | 352.778 x 770.819 mm - 1000 x 2185 px - 72 dpi

Dimensional drawing basic component



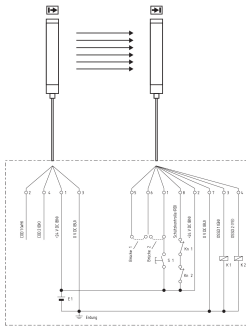
ID: 1slg4g15

| 43.2 kB | .cdr |

| 2.4 kB | .png | 74.083 x 51.506 mm - 210 x 146 px - 72 dpi

| 55.5 kB | .jpg | 352.778 x 245.181 mm - 1000 x 695 px - 72 dpi

Wiring example



ID: kslc4l34

| 28.5 kB | .cdr |

| 154.7 kB | .jpg | 352.425 x 464.608 mm - 999 x 1317 px - 72 dpi

Schmersal India Pvt. Ltd., Plot No - G-7/1, Ranjangaon MIDC, Tal. - Shirur, Dist.- Pune 412 220

The details and data referred to have been carefully checked. Images may diverge from original. Further technical data can be found in the manual. Technical amendments and errors possible.

Generated on: 20/08/2024, 6:57 am