

## BNS 250-11ZG 15,0M

- Thermoplastic enclosure
- small body
- Concealed mounting possible
- 33 mm x 25 mm x 13 mm
- Long life
- no mechanical wear
- Insensitive to transverse misalignment
- Insensitive to soiling

## Data

### Ordering data

Product type description	BNS 250-11ZG 15,0M
Article number (order number)	101137938
EAN (European Article Number)	4030661049311
eCl@ss number, version 12.0	27-27-44-01
eCl@ss number, version 11.0	27-27-24-02
eCl@ss number, version 9.0	27-27-24-02
ETIM number, version 7.0	EC002544
ETIM number, version 6.0	EC002544

### Approvals - Standards

Certificates	cULus
--------------	-------

### General data

Standards	BG-GS-ET-14 EN IEC 60947-5-3
-----------	---------------------------------

Coding level according to EN ISO 14119	Low
Working principle	Magnetic drive
Installation conditions (mechanical)	not flush
Housing material	Glass-fibre, reinforced thermoplastic
Gross weight	525 g

### General data - Features

Coding	Yes
Integral system diagnostics, general	Yes
Prerequisite evaluation unit	Yes
Number of normally closed (NC)	1
Number of normally open (NO)	1
Number of cable wires	4

### Safety classification

Standards	EN ISO 13849-1
Mission time	20 Year(s)

### Safety classification - Safety outputs

B <sub>10D</sub> Normally-closed contact (NC)	25,000,000 Operations
B <sub>10D</sub> - Value Normally-closed contact/Normally open contact (NC/NO)	25,000,000 Operations

### Mechanical data

Active area	front side
Actuating element	Magnet
Direction of motion	Head-on to the active surface

### Mechanical data - Switching distances according EN IEC 60947-5-3

Assured switching distance "ON" $S_{ao}$	4 mm
Assured switching distance "OFF" $S_{ar}$	14 mm

### Mechanical data - Connection technique

Length of cable	15 m
Termination	Cable
Wire cross-section	0.25 mm <sup>2</sup>
Wire cross-section	23 AWG
Material of the Cable mantle	PVC

### Mechanical data - Dimensions

Length of sensor	13 mm
Width of sensor	33 mm
Height of sensor	25 mm

### Ambient conditions

Degree of protection	IP67
Ambient temperature	-25 ... +70 °C
Storage and transport temperature	-25 ... +70 °C
Resistance to vibrations	10 ... 150 Hz, amplitude 0.35 mm
Resistance to shock	30 g / 11 ms

### Electrical data

Switching voltage, maximum	24 VDC
Switching current, maximum	0.01 A
Switching capacity, maximum	0.24 W
Switching element	1 NO contact, 1 NC contacts
Switching frequency, maximum	5 Hz

## Electrical data - Digital Output

Design of control elements

Miscellaneous, Reed contacts

## Status indication

Note (Integral System Diagnostics, status )

The LED is illuminated when the guard door is open.

## Scope of delivery

Scope of delivery

Actuator must be ordered separately.

## Accessory

Recommendation (actuator)

BPS 250

Recommended safety switchgear

SRB-E-301ST  
SRB-E-201LC

## Note

Note (General)

Contact symbols shown for the closed condition of the guard device.  
The contact configuration for versions with or without LED is identical.

## Ordering code

Product type description:

BNS 250-(1)Z(2)-(3)

(1)

---

**11**

1 NO contacts/1 NC contact

**12**

1 NO contact/2 NC contacts

(2)

---

**without**

without LED switching conditions display

**G**


with LED switching conditions display

2187

Individual contact outlet (without LED switching conditions display LED)

## Pictures

### Product picture (catalogue individual photo)



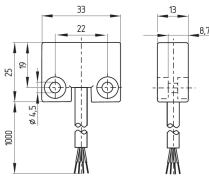
ID: kbns2f01

| 169.9 kB | .jpg | 193.322 x 127 mm - 548 x 360 px - 72 dpi

| 32.6 kB | .png | 74.083 x 48.683 mm - 210 x 138 px - 72 dpi

| 60.3 kB | .jpg | 123.472 x 81.139 mm - 350 x 230 px - 72 dpi

### Dimensional drawing basic component

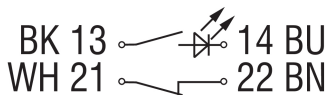


ID: 1bns2g01

| 8.7 kB | .png | 74.083 x 51.506 mm - 210 x 146 px - 72 dpi

| 68.6 kB | .jpg | 352.778 x 245.886 mm - 1000 x 697 px - 72 dpi

### Diagram

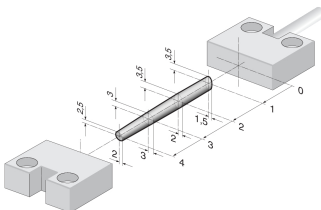


ID: k1o1sk18

| 61.6 kB | .jpg | 352.778 x 102.658 mm - 1000 x 291 px - 72 dpi

| 3.2 kB | .png | 74.083 x 21.519 mm - 210 x 61 px - 72 dpi

### Characteristic curve



ID: kbns2a01

| 13.5 kB | .png | 74.083 x 47.625 mm - 210 x 135 px - 72 dpi

| 110.0 kB | .jpg | 352.778 x 227.189 mm - 1000 x 644 px - 72 dpi

Schmersal India Pvt. Ltd., Plot No - G-7/1, Ranjangaon MIDC, Tal. - Shirur, Dist.- Pune 412 220

The details and data referred to have been carefully checked. Images may diverge from original. Further technical data can be found in the manual. Technical amendments and errors possible.

Generated on: 24/08/2024, 9:26 am