

BNS 250-12Z-2187

- Individual contact outlet
- Thermoplastic enclosure
- small body
- Concealed mounting possible
- 33 mm x 25 mm x 13 mm
- Long life
- no mechanical wear
- Insensitive to transverse misalignment
- Insensitive to soiling

Data

Ordering data

Product type description	BNS 250-12Z-2187
Article number (order number)	101168734
EAN (European Article Number)	4030661224237
eCl@ss number, version 12.0	27-27-44-01
eCl@ss number, version 11.0	27-27-24-02
eCl@ss number, version 9.0	27-27-24-02
ETIM number, version 7.0	EC002544
ETIM number, version 6.0	EC002544

Approvals - Standards

Certificates	cULus
--------------	-------

General data

Standards	BG-GS-ET-14 EN IEC 60947-5-3
-----------	---------------------------------

Coding level according to EN ISO 14119	Low
Working principle	Magnetic drive
Installation conditions (mechanical)	not flush
Housing material	Glass-fibre, reinforced thermoplastic
Gross weight	60 g

General data - Features

Coding	Yes
Prerequisite evaluation unit	Yes
Number of normally closed (NC)	2
Number of normally open (NO)	1
Number of cable wires	6

Safety classification

Standards	EN ISO 13849-1
Mission time	20 Year(s)

Safety classification - Safety outputs

B _{10D} Normally-closed contact (NC)	25,000,000 Operations
B _{10D} - Value Normally-closed contact/Normally open contact (NC/NO)	25,000,000 Operations

Mechanical data

Active area	front side
Actuating element	Magnet
Direction of motion	Head-on to the active surface

Mechanical data - Switching distances according EN IEC 60947-5-3

Assured switching distance "ON" S _{ao}	4 mm
---	------

Assured switching distance "OFF" S_{ar} 14 mm

Mechanical data - Connection technique

Length of cable	1 m
Termination	Cable
Wire cross-section	0.25 mm ²
Wire cross-section	23 AWG
Material of the Cable mantle	PVC

Mechanical data - Dimensions

Length of sensor	13 mm
Width of sensor	33 mm
Height of sensor	25 mm

Ambient conditions

Degree of protection	IP67
Ambient temperature	-25 ... +70 °C
Storage and transport temperature	-25 ... +70 °C
Resistance to vibrations	10 ... 150 Hz, amplitude 0.35 mm
Restistance to shock	30 g / 11 ms

Electrical data

Switching voltage, maximum	24 VDC
Switching current, maximum	0.1 A
Switching capacity, maximum	1 W
Switching element	1 NO contact, 2 NC contacts
Switching frequency, maximum	5 Hz

Electrical data - Digital Output

Scope of delivery

Scope of delivery Actuator must be ordered separately.

Accessory

Recommendation (actuator)	BPS 250
Recommended safety switchgear	SRB-E-301ST SRB-E-201LC

Note

Note (General) Contact symbols shown for the closed condition of the guard device.
The contact configuration for versions with or without LED is identical.

Ordering code

Product type description:
BNS 250-(1)Z(2)-(3)

(1)

11	1 NO contacts/1 NC contact
12	1 NO contact/2 NC contacts

(2)


without	without LED switching conditions display
G	with LED switching conditions display

(3)

2187	Individual contact outlet (without LED switching conditions display LED)
-------------	--

Pictures

Product picture (catalogue individual photo)



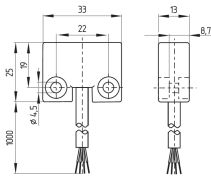
ID: kbns2f01

| 169.9 kB | .jpg | 193.322 x 127 mm - 548 x 360 px - 72 dpi

| 32.6 kB | .png | 74.083 x 48.683 mm - 210 x 138 px - 72 dpi

| 60.3 kB | .jpg | 123.472 x 81.139 mm - 350 x 230 px - 72 dpi

Dimensional drawing basic component

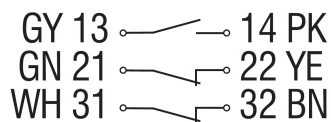


ID: 1bns2g01

| 8.7 kB | .png | 74.083 x 51.506 mm - 210 x 146 px - 72 dpi

| 68.6 kB | .jpg | 352.778 x 245.886 mm - 1000 x 697 px - 72 dpi

Diagram



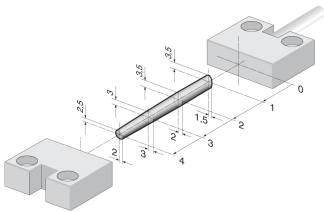
ID: k2o1sk07

| 26.0 kB | .cdr |

| 82.8 kB | .jpg | 352.778 x 125.589 mm - 1000 x 356 px - 72 dpi

| 3.5 kB | .png | 74.083 x 26.458 mm - 210 x 75 px - 72 dpi

Characteristic curve



ID: kbns2a01

| 13.5 kB | .png | 74.083 x 47.625 mm - 210 x 135 px - 72 dpi

| 110.0 kB | .jpg | 352.778 x 227.189 mm - 1000 x 644 px - 72 dpi

Schmersal India Pvt. Ltd., Plot No - G-7/1, Ranjangaon MIDC, Tal. - Shirur, Dist.- Pune 412 220

The details and data referred to have been carefully checked. Images may diverge from original. Further technical data can be found in the manual. Technical amendments and errors possible.

Generated on: 24/08/2024, 9:26 am