



BNS 260-11/01ZG-ST-R

- Connector 8 mm, 6-pole, Latching interlocking
- Thermoplastic enclosure
- small body
- Concealed mounting possible
- 26 mm x 36 mm x 13 mm
- Long life
- no mechanical wear
- Insensitive to transverse misalignment
- Insensitive to soiling

Data

Ordering data

Product type description	BNS 260-11/01ZG-ST-R
Article number (order number)	101184368
EAN (European Article Number)	4030661321660
eCl@ss number, version 12.0	27-27-44-01
eCl@ss number, version 11.0	27-27-24-02
eCl@ss number, version 9.0	27-27-24-02
ETIM number, version 7.0	EC002544
ETIM number, version 6.0	EC002544

Approvals - Standards

Certificates	cULus UKCA
--------------	---------------

General data

Standards	BG-GS-ET-14 EN IEC 60947-5-3
Coding level according to EN ISO 14119	Low
Working principle	Magnetic drive
Installation conditions (mechanical)	quasi-flush
Housing material	Glass-fibre, reinforced thermoplastic
Gross weight	32 g

General data - Features

Coding	Yes
Integral system diagnostics, general	Yes
Number of normally closed (NC)	2
Number of safety contacts	2

Safety classification

Standards	EN ISO 13849-1
Mission time	20 Year(s)

Safety classification - Safety outputs

B _{10D} Normally-closed contact (NC)	25,000,000 Operations
B _{10D} - Value Normally-closed contact/Normally open contact (NC/NO)	25,000,000 Operations

Mechanical data

Actuating element	Magnet
Door hinge	Right
Direction of motion	Head-on to the active surface

Mechanical data - Switching distances according EN IEC 60947-5-3

Note (Switching distance S_n) Axial misalignment, a horizontal and vertical misalignment of the safety sensor and the actuator are tolerated. The possible misalignment depends on the distance of the active surfaces of the sensor and the actuator. The sensor remains active within the tolerance range.

Assured switching distance
"ON" S_{ao} 5 mm

Assured switching distance
"OFF" S_{ar} 15 mm

Mechanical data - Connection technique

Termination Connector 8 mm, 6-pole, Latching interlocking

Mechanical data - Dimensions

Length of sensor 13 mm

Width of sensor 26 mm

Height of sensor 36 mm

Ambient conditions

Degree of protection IP67

Ambient temperature -25 ... +70 °C

Storage and transport
temperature -25 ... +70 °C

Resistance to vibrations 10 ... 55 Hz, amplitude 1 mm

Resistance to shock 30 g / 11 ms

Ambient conditions - Insulation values

Rated insulation voltage U_i 75 VDC

Rated impulse withstand
voltage U_{imp} 0.8 kV

Electrical data

Required rated short-circuit current	100 A
Switching voltage, maximum	24 VDC
Switching current, maximum	0.01 A
Switching capacity, maximum	0.24 W
Switching element	1 NO contact, 2 NC contacts
Switching frequency, maximum	5 Hz

Status indication

Note (Integral System Diagnostics, status)	The LED is illuminated when the guard is closed.
---	--

Scope of delivery

Scope of delivery	Actuator must be ordered separately.
-------------------	--------------------------------------

Accessory

Recommendation (actuator)	BPS 260
Recommended safety switchgear	SRB-E-301ST SRB-E-201LC

Note

Note (General)	The number in brackets indicate the PIN number of the connector.
----------------	--

Ordering code

Product type description:
BNS 260-(1)(2)Z(3)-(4)-(5)

(1)

11

1 NO contacts/1 NC contact

02	2 NC contact
(2)	
without	with diagnostic output
/01	1 NC contact
(3)	
without	without LED switching conditions display
G	with LED switching conditions display
(4)	
without	Pre-wired cable
ST	with connector
(5)	
L	Door hinge on left-hand side
R	Door hinge on right-hand side

Pictures

Product picture (catalogue individual photo)



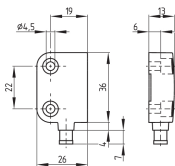
ID: kbns2f05

| 533.2 kB | .jpg | 352.778 x 287.161 mm - 1000 x 814 px - 72 dpi

| 42.7 kB | .png | 74.083 x 60.325 mm - 210 x 171 px - 72 dpi

| 64.3 kB | .jpg | 123.472 x 100.542 mm - 350 x 285 px - 72 dpi

Dimensional drawing basic component



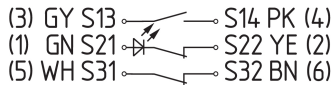
ID: 1bns2g03

| 24.9 kB | .cdr |

| 2.9 kB | .png | 74.083 x 51.506 mm - 210 x 146 px - 72 dpi

| 61.2 kB | .jpg | 352.778 x 245.181 mm - 1000 x 695 px - 72 dpi

Diagram



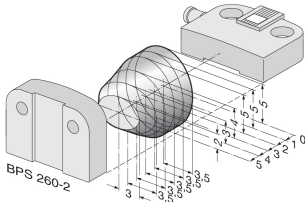
ID: kbns2k04

| 19.5 kB | .cdr |

| 87.7 kB | .jpg | 352.778 x 85.372 mm - 1000 x 242 px - 72 dpi

| 3.9 kB | .png | 74.083 x 17.992 mm - 210 x 51 px - 72 dpi

Characteristic curve

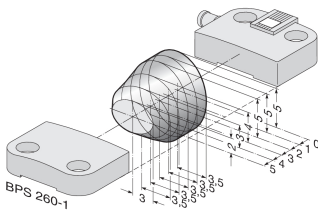


ID: kbns2d03

| 18.5 kB | .png | 74.083 x 49.036 mm - 210 x 139 px - 72 dpi

| 200.1 kB | .jpg | 352.778 x 233.892 mm - 1000 x 663 px - 72 dpi

Characteristic curve

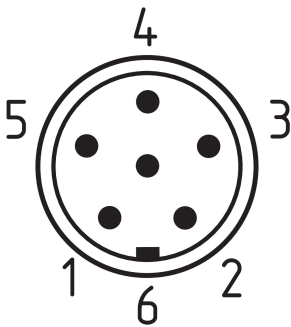


ID: kbns2d02

| 19.2 kB | .png | 74.083 x 49.389 mm - 210 x 140 px - 72 dpi

| 200.9 kB | .jpg | 352.778 x 235.303 mm - 1000 x 667 px - 72 dpi

Contact arrangement



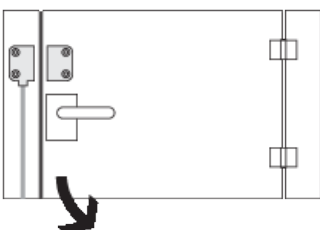
ID: km8--k6b

| 17.4 kB | .cdr |

| 4.8 kB | .png | 73.731 x 82.55 mm - 209 x 234 px - 72 dpi

| 131.8 kB | .jpg | 352.425 x 394.406 mm - 999 x 1118 px - 72 dpi

Clipart



ID: kbns2c01

| 20.1 kB | .cdr |

| 1.7 kB | .png | 74.083 x 52.564 mm - 210 x 149 px - 72 dpi

Schmersal India Pvt. Ltd., Plot No - G-7/1, Ranjangaon MIDC, Tal. - Shirur, Dist.- Pune 412 220

The details and data referred to have been carefully checked. Images may diverge from original. Further technical data can be found in the manual. Technical amendments and errors possible.

Generated on: 23/08/2024, 2:08 pm