



BNS 300-01ZG-2230 4,0M

- supplementary signalling output
- Thermoplastic enclosure
- Long life
- Suitable for food processing industry only in combination with BPS 303
- no mechanical wear
- Ø M30
- Insensitive to transverse misalignment
- Insensitive to soiling
- With integral evaluation

Data

Ordering data

Product type description	BNS 300-01ZG-2230 4,0M
Article number (order number)	101150103
EAN (European Article Number)	4030661154688
eCl@ss number, version 12.0	27-27-44-01
eCl@ss number, version 11.0	27-27-24-02
eCl@ss number, version 9.0	27-27-24-02
ETIM number, version 7.0	EC002544
ETIM number, version 6.0	EC002544

Approvals - Standards

Certificates	cULus UKCA
--------------	---------------

General data

Standards	BG-GS-ET-14 EN IEC 60947-5-3
Coding level according to EN ISO 14119	Low
Working principle	Magnetic drive
Installation conditions (mechanical)	quasi-flush
Housing material	Glass-fibre, reinforced thermoplastic
Material of the nuts	Thermoplastic
Duration of risk, maximum	50 ms
Gross weight	360 g

General data - Features

Coding	Yes
Integral system diagnostics, general	Yes
Safety monitoring module integrated	Yes
Number of normally closed (NC)	1
Number of safety contacts	1
Number of cable wires	5

Safety classification

Standards	EN ISO 13849-1
Mission time	20 Year(s)

Safety classification - Safety outputs

B _{10D} Normally-closed contact (NC)	20,000,000 Operations
---	-----------------------

Mechanical data

Actuating element	Magnet
Direction of motion	Head-on to the active surface
Tightening torque of nuts, maximum	3 Nm

Mechanical data - Switching distances according EN IEC 60947-5-3

Assured switching distance "ON" S_{ao}	5 mm
Assured switching distance "OFF" S_{ar}	15 mm

Mechanical data - Connection technique

Length of cable	4 m
Termination	Cable
Wire cross-section	0.75 mm ²
Wire cross-section	18 AWG
Material of the Cable mantle	PVC

Mechanical data - Dimensions

ISO thread of the sensor	M30
width across flats	36 BK
Length of sensor	78 mm

Ambient conditions

Degree of protection	IP67
Ambient temperature	-25 ... +55 °C
Storage and transport temperature	-25 ... +70 °C
Resistance to vibrations	10 ... 55 Hz, amplitude 1 mm
Resistance to shock	30 g / 11 ms

Electrical data

Rated operating voltage	24 VDC
Switching voltage, maximum	250 VAC
Switching current, maximum	3 A
Switching capacity, maximum	750 W
Switching element	1 NC contact

Time to readiness, maximum	50 ms
Switching frequency, maximum	5 Hz

Electrical data - Relay outputs

Voltage, Utilisation category DC-13	24 VDC
Current, Utilisation category DC-13	0.03 A

Status indication

Note (Integral System Diagnostics, status) The LED is illuminated when the guard is closed.

Scope of delivery

Scope of delivery	Actuator must be ordered separately.
Scope of delivery of mounting material	2x nuts M30 x 1.5

Accessory

Recommendation (actuator)	BPS 300 BPS 303 BPS 303 SS
Recommended safety switchgear	SRB-E-301ST SRB-E-201LC

Note

Note (General) Contact symbols shown for the closed condition of the guard device.

Ordering code

Product type description:
BNS 300-01ZG-(1)-(2)

(1)

without

with cable

ST

M12 connector

(2)

2211

higher switching distance

2230

supplementary signalling output

2246

Ue 42 VAC

Pictures

Product picture (catalogue individual photo)



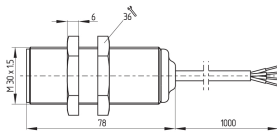
ID: kbns3f04

| 225.4 kB | .jpg | 352.778 x 128.058 mm - 1000 x 363 px - 72 dpi

| 15.4 kB | .png | 74.083 x 26.811 mm - 210 x 76 px - 72 dpi

| 24.6 kB | .jpg | 123.472 x 44.803 mm - 350 x 127 px - 72 dpi

Dimensional drawing basic component



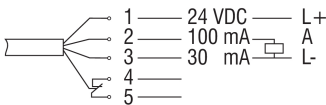
ID: 1bns3g01

| 30.4 kB | .cdr |

| 3.0 kB | .png | 74.083 x 51.506 mm - 210 x 146 px - 72 dpi

| 57.6 kB | .jpg | 352.778 x 245.886 mm - 1000 x 697 px - 72 dpi

Diagram



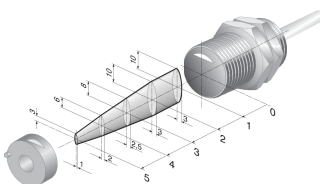
ID: kbns3k20

| 16.3 kB | .cdr |

| 51.3 kB | .jpg | 352.778 x 107.597 mm - 1000 x 305 px - 72 dpi

| 2.9 kB | .png | 74.083 x 22.578 mm - 210 x 64 px - 72 dpi

Characteristic curve



ID: kbns3a03

| 18.2 kB | .png | 74.083 x 41.981 mm - 210 x 119 px - 72 dpi

| 152.0 kB | .jpg | 352.778 x 200.378 mm - 1000 x 568 px - 72 dpi

Schmersal India Pvt. Ltd., Plot No - G-7/1, Ranjangaon MIDC, Tal. - Shirur, Dist.- Pune 412 220

The details and data referred to have been carefully checked. Images may diverge from original. Further technical data can be found in the manual. Technical amendments and errors possible.

Generated on: 26/08/2024, 6:43 am