



## BNS 303-11Z-ST

- Connector M12, 4-pole
- Thermoplastic enclosure
- Long life
- Suitable for food processing industry only in combination with BPS 303 SS
- no mechanical wear
- Ø M30
- Insensitive to transverse misalignment
- Insensitive to soiling

## Data

### Ordering data

Product type description	BNS 303-11Z-ST
Article number (order number)	101161543
EAN (European Article Number)	4030661195377
eCl@ss number, version 12.0	27-27-44-01
eCl@ss number, version 11.0	27-27-24-02
eCl@ss number, version 9.0	27-27-24-02
ETIM number, version 7.0	EC002544
ETIM number, version 6.0	EC002544

### Approvals - Standards

Certificates	cULus
--------------	-------

### General data

Standards	BG-GS-ET-14 EN IEC 60947-5-3
-----------	---------------------------------

Coding level according to EN ISO 14119	Low
Working principle	Magnetic drive
Installation conditions (mechanical)	quasi-flush
Housing material	Glass-fibre, reinforced thermoplastic
Material of the nuts	Thermoplastic
Gross weight	45 g

### General data - Features

Coding	Yes
Number of normally closed (NC)	1
Number of normally open (NO)	1
Number of safety contacts	2

### Safety classification

Standards	EN ISO 13849-1
Mission time	20 Year(s)

### Safety classification - Safety outputs

B <sub>10D</sub> - Value Normally-closed contact/Normally open contact (NC/NO)	25,000,000 Operations
--	-----------------------

### Mechanical data

Actuating element	Magnet
Direction of motion	Head-on to the active surface
Tightening torque of nuts, maximum	3 Nm

### Mechanical data - Switching distances according EN IEC 60947-5-3

Assured switching distance "ON" S <sub>ao</sub>	5 mm
Assured switching distance "OFF" S <sub>ar</sub>	15 mm

## Mechanical data - Connection technique

Termination	Connector M12, 4-pole
-------------	-----------------------

## Mechanical data - Dimensions

ISO thread of the sensor	M30
width across flats	36 BK
Length of sensor	44 mm

## Ambient conditions

Degree of protection	IP67
Ambient temperature	-25 ... +70 °C
Storage and transport temperature	-25 ... +70 °C
Resistance to vibrations	10 ... 55 Hz, amplitude 1 mm
Restistance to shock	30 g / 11 ms

## Electrical data

Switching voltage, maximum	100 VAC
Switching voltage, maximum	100 VDC
Switching current, maximum	0.4 A
Switching capacity, maximum	10 W
Switching element	1 NO contact, 1 NC contacts
Switching frequency, maximum	5 Hz

## Electrical data - Digital Output

Design of control elements	Miscellaneous, Reed contacts
----------------------------	------------------------------

## Scope of delivery

Scope of delivery	Actuator must be ordered separately.
-------------------	--------------------------------------

Scope of delivery of mounting material

2x Mounting material M30 x 1.5 nuts

## Accessory

Recommendation (actuator)	BPS 300 BPS 303 BPS 303 SS
Recommended safety switchgear	SRB 301AN SRB-E-301ST SRB-E-201LC

## Note

Note (General)	Contact symbols shown for the closed condition of the guard device. The contact configuration for versions with or without LED is identical.
----------------	---

## Ordering code

Product type description:  
BNS 303-(1)Z(2)-(3)-(4)

(1)

<b>11</b>	1 NO contacts/1 NC contact
<b>12</b>	1 NO contact/2 NC contacts
<b>02</b>	- / 2 NC contacts
<b>03</b>	- / 3 NC contacts

(2)

<b>without</b>	without LED switching conditions display
<b>G</b>	with LED switching conditions display

(3)

<b>without</b>	with cable
<b>ST</b>	with connector M12

(4)

2187

Individual contact outlet

2211

higher switching distance

## Pictures

### Product picture (catalogue individual photo)



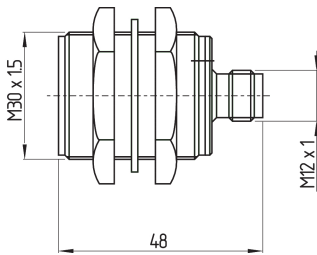
ID: kbns3f32

| 8.2 kB | .png | 74.083 x 75.847 mm - 210 x 215 px - 72 dpi

| 459.3 kB | .jpg | 352.425 x 361.597 mm - 999 x 1025 px - 72 dpi

| 48.5 kB | .jpg | 120.297 x 123.472 mm - 341 x 350 px - 72 dpi

### Dimensional drawing basic component



ID: kbns3g10

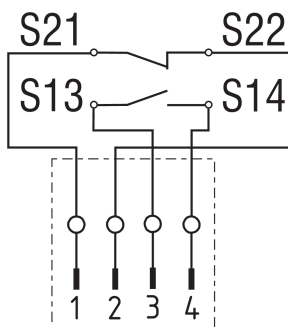
| 83.4 kB | .ai | 210 x 297 mm - 595 x 841 px - 72 dpi

| 3.6 kB | .png | 74.083 x 56.797 mm - 210 x 161 px - 72 dpi

| 105.8 kB | .jpg | 352.778 x 270.228 mm - 1000 x 766 px - 72 dpi

| 6.1 kB | .jpg | 75.847 x 58.208 mm - 215 x 165 px - 72 dpi

### Diagram

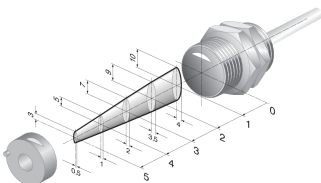


ID: kbns3k09

| 121.7 kB | .jpg | 352.778 x 390.525 mm - 1000 x 1107 px - 72 dpi

| 4.1 kB | .png | 73.731 x 81.844 mm - 209 x 232 px - 72 dpi

### Characteristic curve

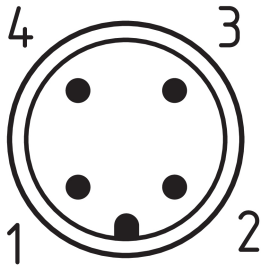


ID: kbns3a02

| 17.7 kB | .png | 74.083 x 42.333 mm - 210 x 120 px - 72 dpi

| 148.1 kB | .jpg | 352.778 x 201.436 mm - 1000 x 571 px - 72 dpi

## Contact arrangement



ID: km12-k4c

| 4.2 kB | .png | 74.083 x 74.083 mm - 210 x 210 px - 72 dpi

| 113.3 kB | .jpg | 352.778 x 352.778 mm - 1000 x 1000 px - 72 dpi

Schmersal India Pvt. Ltd., Plot No - G-7/1, Ranjangaon MIDC, Tal. - Shirur, Dist.- Pune 412 220

The details and data referred to have been carefully checked. Images may diverge from original. Further technical data can be found in the manual. Technical amendments and errors possible.

Generated on: 26/08/2024, 6:47 am