



BNS 303-11ZG 5,0M

- LED version
- Thermoplastic enclosure
- Long life
- Suitable for food processing industry only in combination with BPS 303 SS
- no mechanical wear
- Ø M30
- Insensitive to transverse misalignment
- Insensitive to soiling

Data

Ordering data

Product type description	BNS 303-11ZG 5,0M
Article number (order number)	101145982
EAN (European Article Number)	4030661137834
eCl@ss number, version 12.0	27-27-44-01
eCl@ss number, version 11.0	27-27-24-02
eCl@ss number, version 9.0	27-27-24-02
ETIM number, version 7.0	EC002544
ETIM number, version 6.0	EC002544

Approvals - Standards

Certificates	cULus
--------------	-------

General data

Standards	BG-GS-ET-14 EN IEC 60947-5-3
-----------	---------------------------------

Coding level according to EN ISO 14119	Low
Working principle	Magnetic drive
Installation conditions (mechanical)	quasi-flush
Housing material	Glass-fibre, reinforced thermoplastic
Material of the nuts	Thermoplastic
Gross weight	195 g

General data - Features

Coding	Yes
Integral system diagnostics, general	Yes
Number of normally closed (NC)	1
Number of normally open (NO)	1
Number of safety contacts	2
Number of cable wires	4

Safety classification

Standards	EN ISO 13849-1
Mission time	20 Year(s)

Safety classification - Safety outputs

B _{10D} - Value Normally-closed contact/Normally open contact (NC/NO)	25,000,000 Operations
--	-----------------------

Mechanical data

Actuating element	Magnet
Direction of motion	Head-on to the active surface
Tightening torque of nuts, maximum	3 Nm

Mechanical data - Switching distances according EN IEC 60947-5-3

Assured switching distance "ON" S_{ao}	5 mm
Assured switching distance "OFF" S_{ar}	15 mm

Mechanical data - Connection technique

Length of cable	5 m
Termination	Cable
Wire cross-section	0.25 mm ²
Wire cross-section	23 AWG
Material of the Cable mantle	PVC

Mechanical data - Dimensions

ISO thread of the sensor	M30
width across flats	36 BK
Length of sensor	44 mm

Ambient conditions

Degree of protection	IP67
Ambient temperature	-25 ... +70 °C
Storage and transport temperature	-25 ... +70 °C
Resistance to vibrations	10 ... 55 Hz, amplitude 1 mm
Resistance to shock	30 g / 11 ms

Electrical data

Switching voltage, maximum	24 VDC
Switching current, maximum	0.01 A
Switching capacity, maximum	0.24 W
Switching element	1 NO contact, 1 NC contacts
Switching frequency, maximum	5 Hz

Electrical data - Digital Output

Design of control elements

Miscellaneous, Reed contacts

Status indication

Note (Integral System Diagnostics, status)

The LED is illuminated when the guard door is open.

Scope of delivery

Scope of delivery

Actuator must be ordered separately.

Scope of delivery of mounting material

2x Mounting material M30 x 1.5 nuts

Accessory

Recommendation (actuator)

BPS 300
BPS 303
BPS 303 SS

Recommended safety switchgear

SRB 202C
SRB 211AN
SRB 400C
SRB 207AN
SRB-E-301ST
SRB-E-201LC

Note

Note (General)

Contact symbols shown for the closed condition of the guard device.
The contact configuration for versions with or without LED is identical.

Ordering code

Product type description:
BNS 303-(1)Z(2)-(3)-(4)

(1)

11

1 NO contacts/1 NC contact

12 1 NO contact/2 NC contacts

02 - / 2 NC contacts

03 - / 3 NC contacts

(2)

without without LED switching conditions display

G with LED switching conditions display

(3)

without with cable

ST with connector M12

(4)

2187 Individual contact outlet

2211 higher switching distance

Pictures

Product picture (catalogue individual photo)



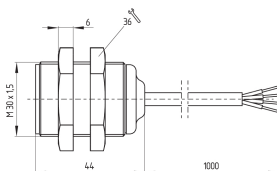
ID: kbns3f03

| 170.5 kB | .jpg | 352.778 x 118.533 mm - 1000 x 336 px - 72 dpi

| 11.3 kB | .png | 74.083 x 24.694 mm - 210 x 70 px - 72 dpi

| 18.4 kB | .jpg | 123.472 x 41.628 mm - 350 x 118 px - 72 dpi

Dimensional drawing basic component



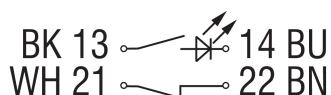
ID: 1bns3g02

| 30.4 kB | .cdr |

| 5.7 kB | .png | 74.083 x 51.506 mm - 210 x 146 px - 72 dpi

| 66.5 kB | .jpg | 352.778 x 245.886 mm - 1000 x 697 px - 72 dpi

Diagram

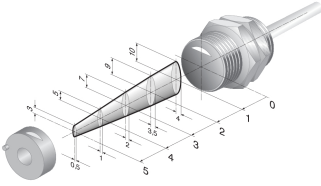


ID: k1o1sk18

| 61.6 kB | .jpg | 352.778 x 102.658 mm - 1000 x 291 px - 72 dpi

| 3.2 kB | .png | 74.083 x 21.519 mm - 210 x 61 px - 72 dpi

Characteristic curve



ID: kbns3a02

| 17.7 kB | .png | 74.083 x 42.333 mm - 210 x 120 px - 72 dpi

| 148.1 kB | .jpg | 352.778 x 201.436 mm - 1000 x 571 px - 72 dpi

Schmersal India Pvt. Ltd., Plot No - G-7/1, Ranjangaon MIDC, Tal. - Shirur, Dist.- Pune 412 220

The details and data referred to have been carefully checked. Images may diverge from original. Further technical data can be found in the manual. Technical amendments and errors possible.

Generated on: 26/08/2024, 6:48 am