



BNS 33-02Z-ST-2187

- Individual contact outlet
- Connector M8 x 1, 4-pole
- Thermoplastic enclosure
- Concealed mounting possible
- Insensitive to transverse misalignment
- 88 mm x 25 mm x 13 mm
- Long life
- no mechanical wear
- Insensitive to soiling

Data

Ordering data

Product type description	BNS 33-02Z-ST-2187
Article number (order number)	101173053
EAN (European Article Number)	4030661301990
eCl@ss number, version 12.0	27-27-44-01
eCl@ss number, version 11.0	27-27-24-02
eCl@ss number, version 9.0	27-27-24-02
ETIM number, version 7.0	EC002544
ETIM number, version 6.0	EC002544

Approvals - Standards

Certificates	cULus
--------------	-------

General data

Standards	BG-GS-ET-14 EN IEC 60947-5-3
-----------	---------------------------------

Coding level according to EN ISO 14119	Low
Working principle	Magnetic drive
Installation conditions (mechanical)	not flush
Housing material	Glass-fibre, reinforced thermoplastic
Gross weight	35 g

General data - Features

Coding	Yes
Prerequisite evaluation unit	Yes
Number of normally closed (NC)	2

Safety classification

Standards	EN ISO 13849-1
Mission time	20 Year(s)

Safety classification - Safety outputs

B _{10D} Normally-closed contact (NC)	25,000,000 Operations
---	-----------------------

Mechanical data

Active area	lateral
Actuating element	Magnet
Direction of motion	Head-on to the active surface

Mechanical data - Switching distances according EN IEC 60947-5-3

Assured switching distance "ON" S _{ao}	5 mm 8 mm
Assured switching distance "OFF" S _{ar}	15 mm 18 mm
Note (Repeat accuracy R)	FMAW00000002

Mechanical data - Connection technique

Termination	Connector M8
-------------	--------------

Mechanical data - Dimensions

Length of sensor	13 mm
------------------	-------

Width of sensor	88 mm
-----------------	-------

Height of sensor	25 mm
------------------	-------

Ambient conditions

Degree of protection	IP67
----------------------	------

Ambient temperature	-25 ... +70 °C
---------------------	----------------

Storage and transport temperature	-25 ... +70 °C
-----------------------------------	----------------

Resistance to vibrations	10 ... 55 Hz, amplitude 1 mm
--------------------------	------------------------------

Resistance to shock	30 g / 11 ms
---------------------	--------------

Electrical data

Switching voltage, maximum	60 VAC
----------------------------	--------

Switching current, maximum	0.25 A
----------------------------	--------

Switching capacity, maximum	5 W
-----------------------------	-----

Switching element	2 NC contact
-------------------	--------------

Switching frequency, maximum	5 Hz
------------------------------	------

Electrical data - Digital Output

Design of control elements	Miscellaneous, Reed contacts
----------------------------	------------------------------

Scope of delivery

Scope of delivery	Actuator must be ordered separately.
-------------------	--------------------------------------

Accessory

Recommendation (actuator) BPS 33-2326
BPS 33

Recommended safety switchgear SRB 219IT
SRB 308IT
SRB-E-301ST
SRB-E-201LC

Note

Note (General) Contact symbols shown for the closed condition of the guard device.
The contact configuration for versions with or without LED is identical.

Ordering code

Product type description:
BNS 33-(1)Z(2)-(3)-(4)

(1)

02	2 NC contact
11	1 NO contacts/1 NC contact
12	1 NO contact/2 NC contacts

(2)

without	without LED switching conditions display
G	with LED switching conditions display

(3)

without	with cable
ST	with connector M8
LST	Connecting cable with connector M12

(4)

2187	Individual contact outlet
2187-10	Individual contact outlet with LED

Pictures

Product picture (catalogue individual photo)

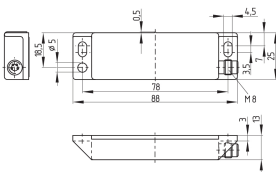


ID: kbns3f21

| 203.1 kB | .jpg | 352.778 x 159.808 mm - 1000 x 453 px - 72 dpi

| 23.2 kB | .png | 74.083 x 33.514 mm - 210 x 95 px - 72 dpi

Dimensional drawing basic component



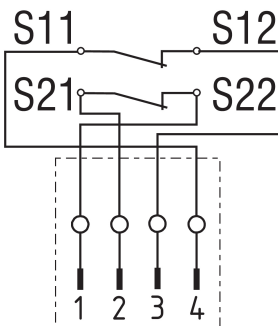
ID: 1bns3g06

| 93.7 kB | .cdr |

| 3.9 kB | .png | 74.083 x 52.211 mm - 210 x 148 px - 72 dpi

| 80.9 kB | .jpg | 352.778 x 248.003 mm - 1000 x 703 px - 72 dpi

Diagram



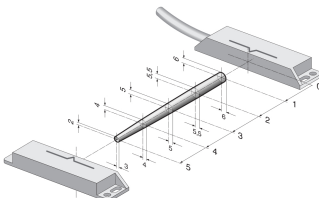
ID: kbns3k22

| 19.2 kB | .cdr |

| 126.8 kB | .jpg | 352.778 x 404.283 mm - 1000 x 1146 px - 72 dpi

| 4.1 kB | .png | 73.731 x 84.667 mm - 209 x 240 px - 72 dpi

Characteristic curve

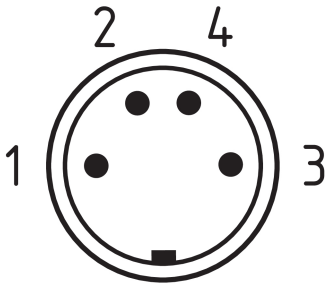


ID: kbns3a01

| 13.1 kB | .png | 74.083 x 45.508 mm - 210 x 129 px - 72 dpi

| 124.5 kB | .jpg | 352.778 x 216.253 mm - 1000 x 613 px - 72 dpi

Contact arrangement



ID: km8--k4b

| 17.0 kB | .cdr |

| 4.3 kB | .png | 74.083 x 73.025 mm - 210 x 207 px - 72 dpi

| 110.6 kB | .jpg | 352.778 x 347.133 mm - 1000 x 984 px - 72 dpi

Schmersal India Pvt. Ltd., Plot No - G-7/1, Ranjangaon MIDC, Tal. - Shirur, Dist.- Pune 412 220

The details and data referred to have been carefully checked. Images may diverge from original. Further technical data can be found in the manual. Technical amendments and errors possible.

Generated on: 24/08/2024, 9:32 am