



## BNS 33-11Z 3,0M

- Thermoplastic enclosure
- Concealed mounting possible
- Insensitive to transverse misalignment
- 88 mm x 25 mm x 13 mm
- Long life
- no mechanical wear
- Insensitive to soiling

## Data

### Ordering data

Product type description	BNS 33-11Z 3,0M
Article number (order number)	101116787
EAN (European Article Number)	4030661024349
eCl@ss number, version 12.0	27-27-44-01
eCl@ss number, version 11.0	27-27-24-02
eCl@ss number, version 9.0	27-27-24-02
ETIM number, version 7.0	EC002544
ETIM number, version 6.0	EC002544

### Approvals - Standards

Certificates	cULus
--------------	-------

### General data

Standards	BG-GS-ET-14 EN IEC 60947-5-3
Coding level according to EN ISO 14119	Low

Working principle	Magnetic drive
Installation conditions (mechanical)	not flush
Housing material	Glass-fibre, reinforced thermoplastic
Gross weight	130 g

### General data - Features

Coding	Yes
Prerequisite evaluation unit	Yes
Number of normally closed (NC)	1
Number of normally open (NO)	1

### Safety classification

Standards	EN ISO 13849-1
Mission time	20 Year(s)

### Safety classification - Safety outputs

$B_{10D}$ - Value Normally-closed contact/Normally open contact (NC/NO)	25,000,000 Operations
---	-----------------------

### Mechanical data

Actuating element	Magnet
Direction of motion	Head-on to the active surface

### Mechanical data - Switching distances according EN IEC 60947-5-3

Assured switching distance "ON" $S_{ao}$	5 mm 8 mm
Assured switching distance "OFF" $S_{ar}$	15 mm 18 mm
Note (Repeat accuracy R)	FMAW00000002

## Mechanical data - Connection technique

Length of cable	3 m
Termination	Cable
Wire cross-section	0.25 mm <sup>2</sup>
Wire cross-section	23 AWG
Material of the Cable mantle	PVC

## Mechanical data - Dimensions

Length of sensor	13 mm
Width of sensor	88 mm
Height of sensor	25 mm

## Ambient conditions

Degree of protection	IP67
Ambient temperature	-25 ... +70 °C
Storage and transport temperature	-25 ... +70 °C
Resistance to vibrations	10 ... 55 Hz, amplitude 1 mm
Restistance to shock	30 g / 11 ms

## Electrical data

Switching current, maximum	0.4 A
Switching capacity, maximum	10 W
Switching element	1 NO contact, 1 NC contacts
Switching frequency, maximum	5 Hz

## Electrical data - Digital Output

Design of control elements	Miscellaneous, Reed contacts
----------------------------	------------------------------

## Scope of delivery

Scope of delivery

Actuator must be ordered separately.

## Accessory

Recommendation (actuator)	BPS 33-2326 BPS 33
Recommended safety switchgear	SRB-E-301ST SRB-E-201LC

## Note

Note (General)	Contact symbols shown for the closed condition of the guard device. The contact configuration for versions with or without LED is identical.
----------------	---

## Ordering code

Product type description:  
BNS 33-(1)Z(2)-(3)-(4)

(1)

---

<b>02</b>	2 NC contact
<b>11</b>	1 NO contacts/1 NC contact
<b>12</b>	1 NO contact/2 NC contacts

(2)

---

<b>without</b>	without LED switching conditions display
<b>G</b>	with LED switching conditions display

(3)

---

<b>without</b>	with cable
<b>ST</b>	with connector M8
<b>LST</b>	Connecting cable with connector M12

(4)

---

<b>2187</b>	Individual contact outlet
-------------	---------------------------

2187-10

Individual contact outlet with LED

2237

Actuation from cable direction

## Pictures

### Product picture (catalogue individual photo)

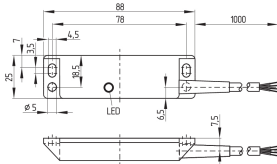


ID: kbns3f22

| 116.8 kB | .jpg | 352.778 x 79.022 mm - 1000 x 224 px - 72 dpi

| 14.2 kB | .png | 74.083 x 16.581 mm - 210 x 47 px - 72 dpi

### Dimensional drawing basic component



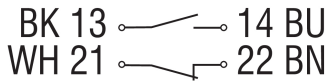
ID: 1bns3g03

| 37.7 kB | .cdr |

| 7.4 kB | .png | 74.083 x 52.211 mm - 210 x 148 px - 72 dpi

| 88.2 kB | .jpg | 352.778 x 248.003 mm - 1000 x 703 px - 72 dpi

### Diagram

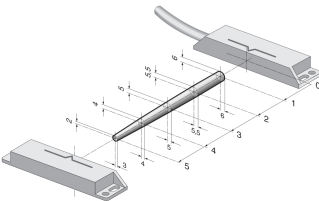


ID: k1o1sk19

| 53.4 kB | .jpg | 352.778 x 83.961 mm - 1000 x 238 px - 72 dpi

| 2.8 kB | .png | 74.083 x 17.639 mm - 210 x 50 px - 72 dpi

### Characteristic curve



ID: kbns3a01

| 13.1 kB | .png | 74.083 x 45.508 mm - 210 x 129 px - 72 dpi

| 124.5 kB | .jpg | 352.778 x 216.253 mm - 1000 x 613 px - 72 dpi

Schmersal India Pvt. Ltd., Plot No - G-7/1, Ranjangaon MIDC, Tal. - Shirur, Dist.- Pune 412 220

The details and data referred to have been carefully checked. Images may diverge from original. Further technical data can be found in the manual. Technical amendments and errors possible.

Generated on: 24/08/2024, 9:32 am