



BNS 33-11Z 4,0M

- Thermoplastic enclosure
- Concealed mounting possible
- Insensitive to transverse misalignment
- 88 mm x 25 mm x 13 mm
- Long life
- no mechanical wear
- Insensitive to soiling

Data

Ordering data

| | |
|-------------------------------|-----------------|
| Product type description | BNS 33-11Z 4,0M |
| Article number (order number) | 101130599 |
| EAN (European Article Number) | 4030661024370 |
| eCl@ss number, version 12.0 | 27-27-44-01 |
| eCl@ss number, version 11.0 | 27-27-24-02 |
| eCl@ss number, version 9.0 | 27-27-24-02 |
| ETIM number, version 7.0 | EC002544 |
| ETIM number, version 6.0 | EC002544 |

Approvals - Standards

| | |
|--------------|-------|
| Certificates | cULus |
|--------------|-------|

General data

| | |
|--|---------------------------------|
| Standards | BG-GS-ET-14 EN IEC 60947-5-3 |
| Coding level according to EN ISO 14119 | Low |

| | |
|--------------------------------------|---------------------------------------|
| Working principle | Magnetic drive |
| Installation conditions (mechanical) | not flush |
| Housing material | Glass-fibre, reinforced thermoplastic |
| Gross weight | 165 g |

General data - Features

| | |
|--------------------------------|-----|
| Coding | Yes |
| Prerequisite evaluation unit | Yes |
| Number of normally closed (NC) | 1 |
| Number of normally open (NO) | 1 |

Safety classification

| | |
|--------------|----------------|
| Standards | EN ISO 13849-1 |
| Mission time | 20 Year(s) |

Safety classification - Safety outputs

| | |
|---|-----------------------|
| B_{10D} - Value Normally-closed contact/Normally open contact (NC/NO) | 25,000,000 Operations |
|---|-----------------------|

Mechanical data

| | |
|---------------------|-------------------------------|
| Actuating element | Magnet |
| Direction of motion | Head-on to the active surface |

Mechanical data - Switching distances according EN IEC 60947-5-3

| | |
|---|----------------|
| Assured switching distance "ON" S_{ao} | 5 mm 8 mm |
| Assured switching distance "OFF" S_{ar} | 15 mm 18 mm |
| Note (Repeat accuracy R) | FMAW00000002 |

Mechanical data - Connection technique

| | |
|------------------------------|----------------------|
| Length of cable | 4 m |
| Termination | Cable |
| Wire cross-section | 0.25 mm ² |
| Wire cross-section | 23 AWG |
| Material of the Cable mantle | PVC |

Mechanical data - Dimensions

| | |
|------------------|-------|
| Length of sensor | 13 mm |
| Width of sensor | 88 mm |
| Height of sensor | 25 mm |

Ambient conditions

| | |
|-----------------------------------|------------------------------|
| Degree of protection | IP67 |
| Ambient temperature | -25 ... +70 °C |
| Storage and transport temperature | -25 ... +70 °C |
| Resistance to vibrations | 10 ... 55 Hz, amplitude 1 mm |
| Restistance to shock | 30 g / 11 ms |

Electrical data

| | |
|------------------------------|-----------------------------|
| Switching current, maximum | 0.4 A |
| Switching capacity, maximum | 10 W |
| Switching element | 1 NO contact, 1 NC contacts |
| Switching frequency, maximum | 5 Hz |

Electrical data - Digital Output

| | |
|----------------------------|------------------------------|
| Design of control elements | Miscellaneous, Reed contacts |
|----------------------------|------------------------------|

Scope of delivery

Scope of delivery

Actuator must be ordered separately.

Accessory

| | |
|-------------------------------|----------------------------|
| Recommendation (actuator) | BPS 33-2326 BPS 33 |
| Recommended safety switchgear | SRB-E-301ST SRB-E-201LC |

Note

| | |
|----------------|---|
| Note (General) | Contact symbols shown for the closed condition of the guard device. The contact configuration for versions with or without LED is identical. |
|----------------|---|

Ordering code

Product type description:
BNS 33-(1)Z(2)-(3)-(4)

(1)

| | |
|-----------|----------------------------|
| 02 | 2 NC contact |
| 11 | 1 NO contacts/1 NC contact |
| 12 | 1 NO contact/2 NC contacts |

(2)

| | |
|----------------|--|
| without | without LED switching conditions display |
| G | with LED switching conditions display |

(3)

| | |
|----------------|-------------------------------------|
| without | with cable |
| ST | with connector M8 |
| LST | Connecting cable with connector M12 |

(4)

| | |
|-------------|---------------------------|
| 2187 | Individual contact outlet |
|-------------|---------------------------|

2187-10

Individual contact outlet with LED

2237

Actuation from cable direction

Pictures

Product picture (catalogue individual photo)

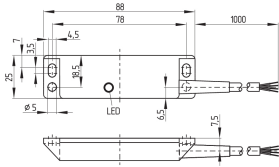


ID: kbns3f22

| 116.8 kB | .jpg | 352.778 x 79.022 mm - 1000 x 224 px - 72 dpi

| 14.2 kB | .png | 74.083 x 16.581 mm - 210 x 47 px - 72 dpi

Dimensional drawing basic component



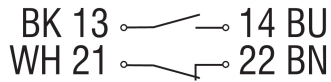
ID: 1bns3g03

| 37.7 kB | .cdr |

| 7.4 kB | .png | 74.083 x 52.211 mm - 210 x 148 px - 72 dpi

| 88.2 kB | .jpg | 352.778 x 248.003 mm - 1000 x 703 px - 72 dpi

Diagram

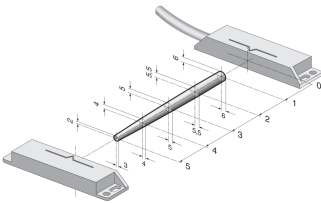


ID: k1o1sk19

| 53.4 kB | .jpg | 352.778 x 83.961 mm - 1000 x 238 px - 72 dpi

| 2.8 kB | .png | 74.083 x 17.639 mm - 210 x 50 px - 72 dpi

Characteristic curve



ID: kbns3a01

| 13.1 kB | .png | 74.083 x 45.508 mm - 210 x 129 px - 72 dpi

| 124.5 kB | .jpg | 352.778 x 216.253 mm - 1000 x 613 px - 72 dpi

Schmersal India Pvt. Ltd., Plot No - G-7/1, Ranjangaon MIDC, Tal. - Shirur, Dist.- Pune 412 220

The details and data referred to have been carefully checked. Images may diverge from original. Further technical data can be found in the manual. Technical amendments and errors possible.

Generated on: 24/08/2024, 9:32 am