



## BNS 33-11ZG

- LED version
- Thermoplastic enclosure
- Concealed mounting possible
- Insensitive to transverse misalignment
- 88 mm x 25 mm x 13 mm
- Long life
- no mechanical wear
- Insensitive to soiling

## Data

### Ordering data

Product type description	BNS 33-11ZG
Article number (order number)	101109210
EAN (European Article Number)	4030661026480
eCl@ss number, version 12.0	27-27-44-01
eCl@ss number, version 11.0	27-27-24-02
eCl@ss number, version 9.0	27-27-24-02
ETIM number, version 7.0	EC002544
ETIM number, version 6.0	EC002544

### Approvals - Standards

Certificates	cULus
--------------	-------

### General data

Standards	BG-GS-ET-14 EN IEC 60947-5-3
-----------	---------------------------------

Coding level according to EN ISO 14119	Low
Working principle	Magnetic drive
Installation conditions (mechanical)	not flush
Housing material	Glass-fibre, reinforced thermoplastic
Gross weight	65 g

### General data - Features

Coding	Yes
Integral system diagnostics, general	Yes
Prerequisite evaluation unit	Yes
Number of normally closed (NC)	1
Number of normally open (NO)	1

### Safety classification

Standards	EN ISO 13849-1
Mission time	20 Year(s)

### Safety classification - Safety outputs

B <sub>10D</sub> - Value Normally-closed contact/Normally open contact (NC/NO)	25,000,000 Operations
--	-----------------------

### Mechanical data

Active area	lateral
Actuating element	Magnet
Direction of motion	Head-on to the active surface

### Mechanical data - Switching distances according EN IEC 60947-5-3

Assured switching distance "ON" S <sub>ao</sub>	5 mm 8 mm
---	--------------

Assured switching distance "OFF" $S_{ar}$	15 mm 18 mm
Note (Repeat accuracy R)	FMAW00000002

### Mechanical data - Connection technique

Length of cable	1 m
Termination	Cable
Wire cross-section	0.25 mm <sup>2</sup>
Wire cross-section	23 AWG
Material of the Cable mantle	PVC

### Mechanical data - Dimensions

Length of sensor	13 mm
Width of sensor	88 mm
Height of sensor	25 mm

### Ambient conditions

Degree of protection	IP67
Ambient temperature	-25 ... +70 °C
Storage and transport temperature	-25 ... +70 °C
Resistance to vibrations	10 ... 55 Hz, amplitude 1 mm
Resistance to shock	30 g / 11 ms

### Electrical data

Switching voltage, maximum	24 VDC
Switching current, maximum	0.01 A
Switching capacity, maximum	0.24 W
Switching element	1 NO contact, 1 NC contacts
Switching frequency, maximum	5 Hz

## Electrical data - Digital Output

Design of control elements

Miscellaneous, Reed contacts

## Status indication

Note (Integral System Diagnostics, status )

The LED is illuminated when the guard door is open.

## Scope of delivery

Scope of delivery

Actuator must be ordered separately.

## Accessory

Recommendation (actuator)

BPS 33-2326  
BPS 33

Recommended safety switchgear

SRB-E-301ST  
SRB-E-201LC

## Note

Note (General)

Contact symbols shown for the closed condition of the guard device.  
The contact configuration for versions with or without LED is identical.

## Ordering code

Product type description:  
BNS 33-(1)Z(2)-(3)-(4)

(1)

---

**02**

2 NC contact

**11**

1 NO contacts/1 NC contact

**12**

1 NO contact/2 NC contacts

(2)

---

**without**

without LED switching conditions display

**G** with LED switching conditions display

(3)

<b>without</b>	with cable
<b>ST</b>	with connector M8
<b>LST</b>	Connecting cable with connector M12

(4)

<b>2187</b>	Individual contact outlet
<b>2187-10</b>	Individual contact outlet with LED
<b>2237</b>	Actuation from cable direction

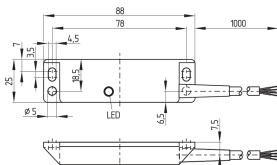
## Pictures

### Product picture (catalogue individual photo)



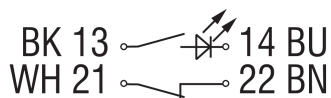
ID: kbns3f22  
| 116.8 kB | .jpg | 352.778 x 79.022 mm - 1000 x 224 px - 72 dpi  
| 14.2 kB | .png | 74.083 x 16.581 mm - 210 x 47 px - 72 dpi

### Dimensional drawing basic component



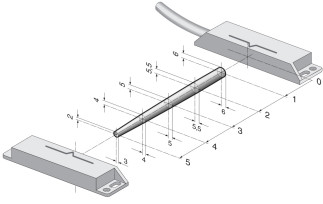
ID: 1bns3g03  
| 37.7 kB | .cdr |  
| 7.4 kB | .png | 74.083 x 52.211 mm - 210 x 148 px - 72 dpi  
| 88.2 kB | .jpg | 352.778 x 248.003 mm - 1000 x 703 px - 72 dpi

### Diagram



ID: k1o1sk18  
| 61.6 kB | .jpg | 352.778 x 102.658 mm - 1000 x 291 px - 72 dpi  
| 3.2 kB | .png | 74.083 x 21.519 mm - 210 x 61 px - 72 dpi

### Characteristic curve



ID: kbns3a01

| 13.1 kB | .png | 74.083 x 45.508 mm - 210 x 129 px - 72 dpi

| 124.5 kB | .jpg | 352.778 x 216.253 mm - 1000 x 613 px - 72 dpi

Schmersal India Pvt. Ltd., Plot No - G-7/1, Ranjangaon MIDC, Tal. - Shirur, Dist.- Pune 412 220

The details and data referred to have been carefully checked. Images may diverge from original. Further technical data can be found in the manual. Technical amendments and errors possible.

Generated on: 24/08/2024, 9:33 am