



BNS 33-12ZG-2187-10

- Thermoplastic enclosure
- Concealed mounting possible
- Insensitive to transverse misalignment
- 88 mm x 25 mm x 13 mm
- Long life
- no mechanical wear
- Insensitive to soiling

Data

Ordering data

Product type description	BNS 33-12ZG-2187-10
Article number (order number)	101214360
EAN (European Article Number)	4030661398471
eCl@ss number, version 12.0	27-27-44-01
eCl@ss number, version 11.0	27-27-24-02
eCl@ss number, version 9.0	27-27-24-02
ETIM number, version 7.0	EC002544
ETIM number, version 6.0	EC002544

Approvals - Standards

Certificates	cULus
--------------	-------

General data

Standards	BG-GS-ET-14 EN IEC 60947-5-3
Coding level according to EN ISO 14119	Low

Working principle	Magnetic drive
Installation conditions (mechanical)	not flush
Housing material	Glass-fibre, reinforced thermoplastic
Gross weight	60 g

General data - Features

Coding	Yes
Integral system diagnostics, general	Yes
Prerequisite evaluation unit	Yes
Number of normally closed (NC)	2
Number of normally open (NO)	1

Safety classification

Standards	EN ISO 13849-1
Mission time	20 Year(s)

Mechanical data

Actuating element	Magnet
Direction of motion	Head-on to the active surface

Mechanical data - Switching distances according EN IEC 60947-5-3

Assured switching distance "ON" S_{ao}	5 mm
	8 mm
Assured switching distance "OFF" S_{ar}	15 mm
	18 mm
Note (Repeat accuracy R)	FMAW00000002

Mechanical data - Connection technique

Termination	Cable
Wire cross-section	0.25 mm ²

Wire cross-section	23 AWG
--------------------	--------

Material of the Cable mantle	PVC
------------------------------	-----

Mechanical data - Dimensions

Length of sensor	13 mm
------------------	-------

Width of sensor	88 mm
-----------------	-------

Height of sensor	25 mm
------------------	-------

Ambient conditions

Degree of protection	IP67
----------------------	------

Ambient temperature	-25 ... +70 °C
---------------------	----------------

Storage and transport temperature	-25 ... +70 °C
-----------------------------------	----------------

Resistance to vibrations	10 ... 55 Hz, amplitude 1 mm
--------------------------	------------------------------

Restistance to shock	30 g / 11 ms
----------------------	--------------

Electrical data

Switching current, maximum	0.01 A
----------------------------	--------

Switching capacity, maximum	0.24 W
-----------------------------	--------

Switching element	1 NO contact, 2 NC contacts
-------------------	-----------------------------

Switching frequency, maximum	5 Hz
------------------------------	------

Electrical data - Digital Output

Design of control elements	Miscellaneous, Reed contacts
----------------------------	------------------------------

Status indication

Note (Integral System Diagnostics, status)	The LED is illuminated when the guard is closed.
---	--

Scope of delivery

Scope of delivery	Actuator must be ordered separately.
-------------------	--------------------------------------

Accessory

Recommendation (actuator)	BPS 33-2326 BPS 33
Recommended safety switchgear	SRB-E-301ST SRB-E-201LC

Note

Note (General)	Contact symbols shown for the closed condition of the guard device. The contact configuration for versions with or without LED is identical.
----------------	--

Ordering code

Product type description:
BNS 33-(1)Z(2)-(3)-(4)

(1)

02	2 NC contact
11	1 NO contacts/1 NC contact
12	1 NO contact/2 NC contacts

(2)

without	without LED switching conditions display
G	with LED switching conditions display

(3)

without	with cable
ST	with connector M8
LST	Connecting cable with connector M12

(4)

2187	Individual contact outlet
2187-10	Individual contact outlet with LED
2237	Actuation from cable direction

Pictures

Product picture (catalogue individual photo)

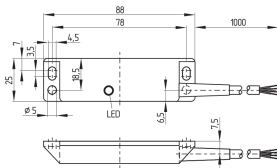


ID: kbns3f22

| 116.8 kB | .jpg | 352.778 x 79.022 mm - 1000 x 224 px - 72 dpi

| 14.2 kB | .png | 74.083 x 16.581 mm - 210 x 47 px - 72 dpi

Dimensional drawing basic component



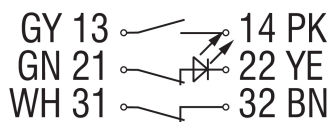
ID: 1bns3g03

| 37.7 kB | .cdr |

| 7.4 kB | .png | 74.083 x 52.211 mm - 210 x 148 px - 72 dpi

| 88.2 kB | .jpg | 352.778 x 248.003 mm - 1000 x 703 px - 72 dpi

Diagram



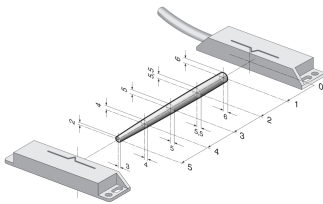
ID: k2o1sk08

| 18.4 kB | .cdr |

| 86.6 kB | .jpg | 352.778 x 123.825 mm - 1000 x 351 px - 72 dpi

| 4.0 kB | .png | 74.083 x 26.106 mm - 210 x 74 px - 72 dpi

Characteristic curve



ID: kbns3a01

| 13.1 kB | .png | 74.083 x 45.508 mm - 210 x 129 px - 72 dpi

| 124.5 kB | .jpg | 352.778 x 216.253 mm - 1000 x 613 px - 72 dpi

Schmersal India Pvt. Ltd., Plot No - G-7/1, Ranjangaon MIDC, Tal. - Shirur, Dist.- Pune 412 220

The details and data referred to have been carefully checked. Images may diverge from original. Further technical data can be found in the manual. Technical amendments and errors possible.

Generated on: 24/08/2024, 9:36 am