



BNS 333-01YU-M20

- 1 Cable entry M 20 x 1.5
- Thermoplastic enclosure
- Long life
- Suitable for food processing industry only in combination with BPS 303
- no mechanical wear
- 40 mm x 112 mm x 40 mm
- Insensitive to transverse misalignment
- Insensitive to soiling
- Wiring compartment
- With integral evaluation

Data

Ordering data

Product type description	BNS 333-01YU-M20
Article number (order number)	101169807
EAN (European Article Number)	4030661296524
eCl@ss number, version 12.0	27-27-44-01
eCl@ss number, version 11.0	27-27-24-02
eCl@ss number, version 9.0	27-27-24-02
ETIM number, version 7.0	EC002544
ETIM number, version 6.0	EC002544

General data

Standards	BG-GS-ET-14 EN IEC 60947-5-3
Coding level according to EN ISO 14119	Low
Working principle	Magnetic drive

Installation conditions (mechanical)	quasi-flush
Housing material	Glass-fibre, reinforced thermoplastic
Duration of risk, maximum	50 ms
Gross weight	145 g

General data - Features

Coding	Yes
Integral system diagnostics, status	Yes
Safety monitoring module integrated	Yes
Number of normally closed (NC)	1
Number of safety contacts	1

Safety classification

Standards	EN ISO 13849-1
Mission time	20 Year(s)

Safety classification - Safety outputs

B _{10D} Normally-closed contact (NC)	20,000,000 Operations
---	-----------------------

Mechanical data

Active area	bottom
Actuating element	Magnet
Direction of motion	Head-on to the active surface

Mechanical data - Switching distances according EN IEC 60947-5-3

Assured switching distance "ON" S _{ao}	4 mm
Assured switching distance "OFF" S _{ar}	14 mm

Mechanical data - Connection technique

Termination	Screw terminals M20 x 1.5
Cable section, minimum	2 x 0.75 mm ²
Cable section, maximum	2 x 1.5 mm ²
Note	All indications including the conductor ferrules.
Wire cross-section	15 AWG

Mechanical data - Dimensions

Length of sensor	39 mm
Width of sensor	52 mm
Height of sensor	90 mm

Ambient conditions

Degree of protection	IP65
Ambient temperature	-25 ... +55 °C
Storage and transport temperature	-25 ... +70 °C
Resistance to vibrations	10 ... 55 Hz, amplitude 1 mm
Restistance to shock	30 g / 11 ms

Electrical data

Switching voltage, maximum	250 VAC
Switching current, maximum	5 A
Switching capacity, maximum	1,250 W
Switching element	1 NC contact
Time to readiness, maximum	50 ms
Switching frequency, maximum	5 Hz

Status indication

Note (Integral System Diagnostics, status) The LED is illuminated when the guard is closed.

Scope of delivery

Scope of delivery Actuator must be ordered separately.

Accessory

Recommendation (actuator)	BPS 300 BPS 303 BPS 303 SS
Recommended safety switchgear	SRB-E-301ST SRB-E-201LC

Note

Note (General) Contact symbols shown for the closed condition of the guard device.

Ordering code

Product type description:
BNS 333-01Y(1)-M20

(1)

V	Actuating planes front side
R	Actuating planes right-hand side
L	Actuating planes left-hand side
D	Actuating planes cover-side
U	Actuating planes bottom

Pictures

Product picture (catalogue individual photo)



ID: kbns3f02

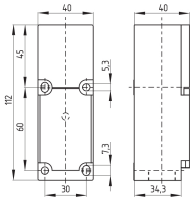
| 514.2 kB | .jpg | 150.636 x 346.428 mm - 427 x 982 px - 72 dpi

| 159.5 kB | .png | 74.083 x 170.039 mm - 210 x 482 px - 72 dpi

| 5.2 kB | .jpg | 35.631 x 81.844 mm - 101 x 232 px - 72 dpi

| 49.0 kB | .jpg | 53.622 x 123.472 mm - 152 x 350 px - 72 dpi

Dimensional drawing basic component



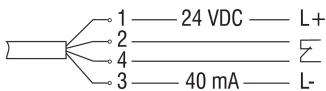
ID: 1bns3g04

| 31.4 kB | .cdr |

| 3.2 kB | .png | 74.083 x 51.506 mm - 210 x 146 px - 72 dpi

| 73.1 kB | .jpg | 352.778 x 245.886 mm - 1000 x 697 px - 72 dpi

Diagram



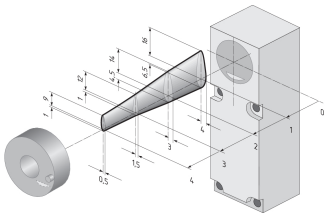
ID: kbns3k15

| 20.6 kB | .cdr |

| 41.2 kB | .jpg | 352.778 x 89.958 mm - 1000 x 255 px - 72 dpi

| 2.4 kB | .png | 74.083 x 18.697 mm - 210 x 53 px - 72 dpi

Characteristic curve

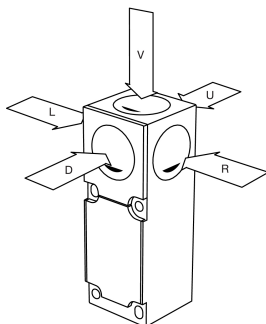


ID: kbns3a04

| 16.3 kB | .png | 74.083 x 47.978 mm - 210 x 136 px - 72 dpi

| 148.3 kB | .jpg | 352.778 x 227.894 mm - 1000 x 646 px - 72 dpi

Operating principle



ID: kbns3e02

| 134.9 kB | .jpg | 352.778 x 432.153 mm - 1000 x 1225 px - 72 dpi

| 4.9 kB | .png | 74.083 x 90.664 mm - 210 x 257 px - 72 dpi

Schmersal India Pvt. Ltd., Plot No - G-7/1, Ranjangaon MIDC, Tal. - Shirur, Dist.- Pune 412 220

The details and data referred to have been carefully checked. Images may diverge from original. Further technical data can be found in the manual. Technical amendments and errors possible.

Generated on: 26/08/2024, 7:29 am