



## BNS 36-02Z-ST-R-2750

- Connector M8, 4-pole, Latching interlocking
- Thermoplastic enclosure
- Long life
- no mechanical wear
- 88 mm x 25 mm x 13 mm
- Concealed mounting possible
- Insensitive to transverse misalignment
- Insensitive to soiling

## Data

### Ordering data

Product type description	BNS 36-02Z-ST-R-2750
Article number (order number)	101217373
EAN (European Article Number)	4030661419473
eCl@ss number, version 12.0	27-27-44-01
eCl@ss number, version 11.0	27-27-24-02
eCl@ss number, version 9.0	27-27-24-02
ETIM number, version 7.0	EC002544
ETIM number, version 6.0	EC002544

### Approvals - Standards

Certificates                      cULus

## General data

Standards	BG-GS-ET-14 EN IEC 60947-5-3
Coding level according to EN ISO 14119	Low
Working principle	Magnetic drive
Installation conditions (mechanical)	quasi-flush
Housing material	Glass-fibre, reinforced thermoplastic
Gross weight	46 g

## General data - Features

Coding	Yes
Number of normally closed (NC)	2
Number of safety contacts	2

## Safety classification

Standards	EN ISO 13849-1
Mission time	20 Year(s)

## Safety classification - Safety outputs

B <sub>10D</sub> Normally-closed contact (NC)	25,000,000 Operations
---	-----------------------

## Mechanical data

Actuating element	Magnet
Direction of motion	Head-on to the active surface

## Mechanical data - Switching distances according EN IEC 60947-5-3

Note (Switching distance  $S_n$ ) Axial misalignment, a horizontal and vertical misalignment of the safety sensor and the actuator are tolerated. The possible misalignment depends on the distance of the active surfaces of the sensor and the actuator. The sensor remains active within the tolerance range.

Assured switching distance "ON"  $S_{ao}$  10 mm

Assured switching distance "OFF"  $S_{ar}$  20 mm

## Mechanical data - Connection technique

Termination Connector M8, 4-pole, Latching interlocking

## Mechanical data - Dimensions

Length of sensor 13 mm

Width of sensor 88 mm

Height of sensor 25 mm

## Ambient conditions

Degree of protection IP67

Ambient temperature -25 ... +70 °C

Storage and transport temperature -25 ... +70 °C

Resistance to vibrations 10 ... 55 Hz, amplitude 1 mm

Resistance to shock 30 g / 11 ms

## Electrical data

Switching current, maximum 0.4 A

Switching capacity, maximum 10 W

Switching element 2 NC contact

Switching frequency,  
maximum 5 Hz

## Scope of delivery

Scope of delivery Actuator must be ordered separately.

## Accessory

Recommendation  
(actuator) BPS 36-2

Recommended safety  
switchgear SRB-E-301ST  
SRB-E-201LC

## Note

Note (General) Contact symbols shown for the closed condition of the guard device.  
The contact configuration for versions with or without LED is identical.

## Ordering code

Product type description:  
BNS 36-(1)(2)Z(3)-(4)-(5)

(1)

---

<b>11</b>	1 NO contacts/1 NC contact
-----------	----------------------------

<b>02</b>	2 NC contact
-----------	--------------

(2)

---

<b>without</b>	with diagnostic output
----------------	------------------------

<b>/01</b>	1 NC contact
------------	--------------

<b>10</b>	1 NO contact
-----------	--------------

(3)

---

<b>without</b>	without LED switching conditions display
----------------	--

<b>G</b>	with LED switching conditions display
----------	---------------------------------------

(4)

**without**

Pre-wired cable

**ST**

with connector

(5)

**L**

Door hinge on left-hand side

**R**

Door hinge on right-hand side

(6)

**2750**

Version with extended switching distance (in combination with actuator) BPS 36-1-2750 or BPS 36-2-2750)

## Pictures

### Product picture (catalogue individual photo)



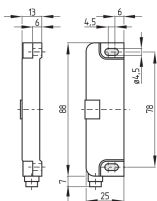
ID: kbns3f16

| 285.3 kB | .jpg | 352.778 x 115.006 mm - 1000 x 326 px - 72 dpi

| 23.4 kB | .png | 74.083 x 23.989 mm - 210 x 68 px - 72 dpi

| 42.6 kB | .jpg | 123.472 x 40.217 mm - 350 x 114 px - 72 dpi

### Dimensional drawing basic component



ID: 1bns3g14

| 24.1 kB | .cdr |

| 3.0 kB | .png | 74.083 x 51.506 mm - 210 x 146 px - 72 dpi

| 60.6 kB | .jpg | 352.778 x 245.181 mm - 1000 x 695 px - 72 dpi

### Diagram

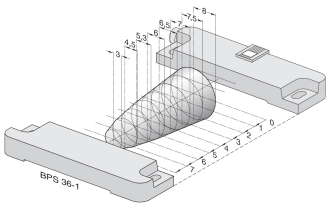


ID: kbns2k25

| 56.8 kB | .jpg | 352.778 x 70.203 mm - 1000 x 199 px - 72 dpi

| 2.6 kB | .png | 74.083 x 14.817 mm - 210 x 42 px - 72 dpi

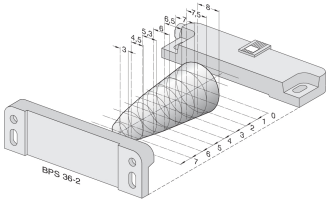
### Characteristic curve



ID: kbns3a29

| 165.7 kB | .jpg | 352.778 x 215.9 mm - 1000 x 612 px - 72 dpi  
| 110.2 kB | .png | 50.038 x 30.649 mm - 591 x 362 px - 300 dpi  
| 165.7 kB | .jpg | 352.778 x 215.9 mm - 1000 x 612 px - 72 dpi

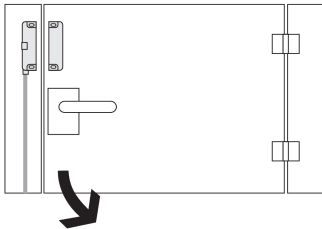
## Characteristic curve



ID: kbns3a30

| 16.9 kB | .png | 74.083 x 45.156 mm - 210 x 128 px - 72 dpi  
| 164.2 kB | .jpg | 352.778 x 215.547 mm - 1000 x 611 px - 72 dpi

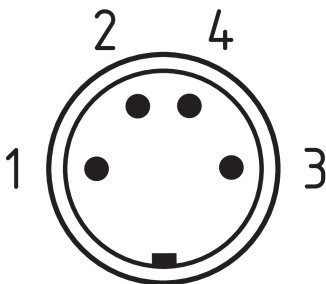
## Operating principle



ID: kbns3c01

| 20.2 kB | .cdr |  
| 52.3 kB | .jpg | 352.778 x 250.825 mm - 1000 x 711 px - 72 dpi  
| 1.8 kB | .png | 74.083 x 52.564 mm - 210 x 149 px - 72 dpi

## Contact arrangement



ID: km8--k4b

| 17.0 kB | .cdr |  
| 4.3 kB | .png | 74.083 x 73.025 mm - 210 x 207 px - 72 dpi  
| 110.6 kB | .jpg | 352.778 x 347.133 mm - 1000 x 984 px - 72 dpi

Schmersal India Pvt. Ltd., Plot No - G-7/1, Ranjangaon MIDC, Tal. - Shirur, Dist.- Pune 412 220

The details and data referred to have been carefully checked. Images may diverge from original. Further technical data can be found in the manual. Technical amendments and errors possible.

Generated on: 24/08/2024, 9:15 am