



## BNS 36-11/01ZG-ST-L

- Connector 8 mm, 6-pole, Latching interlocking
- Thermoplastic enclosure
- Long life
- no mechanical wear
- 88 mm x 25 mm x 13 mm
- Concealed mounting possible
- Insensitive to transverse misalignment
- Insensitive to soiling

## Data

### Ordering data

Product type description	BNS 36-11/01ZG-ST-L
Article number (order number)	101193253
EAN (European Article Number)	4030661359946
eCl@ss number, version 12.0	27-27-44-01
eCl@ss number, version 11.0	27-27-24-02
eCl@ss number, version 9.0	27-27-24-02
ETIM number, version 7.0	EC002544
ETIM number, version 6.0	EC002544

### Approvals - Standards

Certificates	cULus
--------------	-------

### General data

Standards	BG-GS-ET-14 EN IEC 60947-5-3
Coding level according to EN ISO 14119	Low
Working principle	Magnetic drive
Installation conditions (mechanical)	quasi-flush
Housing material	Glass-fibre, reinforced thermoplastic
Gross weight	29 g

### General data - Features

Coding	Yes
Integral system diagnostics, general	Yes
Number of normally closed (NC)	2
Number of safety contacts	2

### Safety classification

Standards	EN ISO 13849-1
Mission time	20 Year(s)

### Safety classification - Safety outputs

B <sub>10D</sub> - Value Normally-closed contact/Normally open contact (NC/NO)	25,000,000 Operations
--	-----------------------

### Mechanical data

Actuating element	Magnet
Door hinge	Left
Direction of motion	Head-on to the active surface

## Mechanical data - Switching distances according EN IEC 60947-5-3

Note (Switching distance  $S_n$ ) Axial misalignment, a horizontal and vertical misalignment of the safety sensor and the actuator are tolerated. The possible misalignment depends on the distance of the active surfaces of the sensor and the actuator. The sensor remains active within the tolerance range.

Assured switching distance  
"ON"  $S_{ao}$  7 mm

Assured switching distance  
"OFF"  $S_{ar}$  17 mm

## Mechanical data - Connection technique

Termination Connector 8 mm, 6-pole, Latching interlocking

## Mechanical data - Dimensions

Length of sensor 13 mm

Width of sensor 88 mm

Height of sensor 25 mm

## Ambient conditions

Degree of protection IP67

Ambient temperature -25 ... +70 °C

Storage and transport  
temperature -25 ... +70 °C

Resistance to vibrations 10 ... 55 Hz, amplitude 1 mm

Resistance to shock 30 g / 11 ms

## Electrical data

Switching voltage, maximum 30 VDC

Switching current, maximum 0.01 A

Switching capacity, maximum 0.24 W

Switching element 1 NO contact, 2 NC contacts

Switching frequency,  
maximum 5 Hz

## Status indication

Note (Integral System  
Diagnostics, status ) The LED is illuminated when the guard is closed.

## Scope of delivery

Scope of delivery Actuator must be ordered separately.

## Accessory

Recommendation (actuator) BPS 36-2  
Recommended safety  
switchgear SRB-E-301ST  
SRB-E-201LC

## Note

Note (General) The number in brackets indicate the PIN number of the connector.

## Ordering code

Product type description:  
BNS 36-(1)(2)Z(3)-(4)-(5)

(1)

---

**11** 1 NO contacts/1 NC contact

**02** 2 NC contact

(2)

---

**without** with diagnostic output

**/01** 1 NC contact

**10** 1 NO contact


(3)

---

<b>without</b>	without LED switching conditions display
<b>G</b>	with LED switching conditions display
(4)	
<b>without</b>	Pre-wired cable
<b>ST</b>	with connector
(5)	
<b>L</b>	Door hinge on left-hand side
<b>R</b>	Door hinge on right-hand side
(6)	
<b>2750</b>	Version with extended switching distance (in combination with actuator) BPS 36-1-2750 or BPS 36-2-2750)

## Pictures

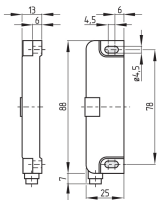
### Product picture (catalogue individual photo)



ID: kbns3f33

| 285.3 kB | .jpg | 352.778 x 115.006 mm - 1000 x 326 px - 72 dpi  
 | 23.3 kB | .png | 74.083 x 23.989 mm - 210 x 68 px - 72 dpi  
 | 42.7 kB | .jpg | 123.472 x 40.217 mm - 350 x 114 px - 72 dpi

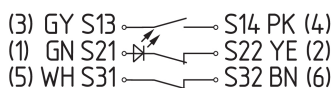
### Dimensional drawing basic component



ID: 1bns3g14

| 24.1 kB | .cdr |  
 | 3.0 kB | .png | 74.083 x 51.506 mm - 210 x 146 px - 72 dpi  
 | 60.6 kB | .jpg | 352.778 x 245.181 mm - 1000 x 695 px - 72 dpi

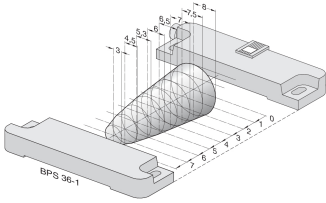
### Diagram



ID: kbns2k04

| 19.5 kB | .cdr |  
 | 87.7 kB | .jpg | 352.778 x 85.372 mm - 1000 x 242 px - 72 dpi  
 | 3.9 kB | .png | 74.083 x 17.992 mm - 210 x 51 px - 72 dpi

## Characteristic curve



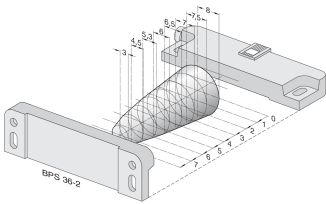
ID: kbns3a29

| 165.7 kB | .jpg | 352.778 x 215.9 mm - 1000 x 612 px - 72 dpi

| 110.2 kB | .png | 50.038 x 30.649 mm - 591 x 362 px - 300 dpi

| 165.7 kB | .jpg | 352.778 x 215.9 mm - 1000 x 612 px - 72 dpi

## Characteristic curve

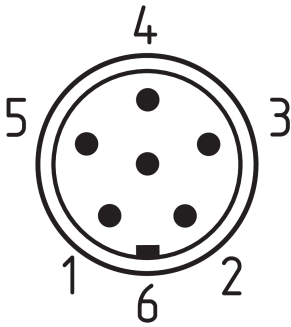


ID: kbns3a30

| 16.9 kB | .png | 74.083 x 45.156 mm - 210 x 128 px - 72 dpi

| 164.2 kB | .jpg | 352.778 x 215.547 mm - 1000 x 611 px - 72 dpi

## Contact arrangement



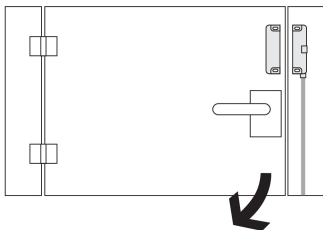
ID: km8--k6b

| 17.4 kB | .cdr |

| 4.8 kB | .png | 73.731 x 82.55 mm - 209 x 234 px - 72 dpi

| 131.8 kB | .jpg | 352.425 x 394.406 mm - 999 x 1118 px - 72 dpi

## Operating principle



ID: kbn36c02

| 20.3 kB | .cdr |

| 52.8 kB | .jpg | 352.778 x 248.356 mm - 1000 x 704 px - 72 dpi

| 1.8 kB | .png | 74.083 x 52.211 mm - 210 x 148 px - 72 dpi

Schmersal India Pvt. Ltd., Plot No - G-7/1, Ranjangaon MIDC, Tal. - Shirur, Dist.- Pune 412 220

The details and data referred to have been carefully checked. Images may diverge from original. Further technical data can be found in the manual. Technical amendments and errors possible.

Generated on: 24/08/2024, 9:17 am