



BNS 36-11ZG-R

- Thermoplastic enclosure
- Long life
- no mechanical wear
- 88 mm x 25 mm x 13 mm
- Concealed mounting possible
- Insensitive to transverse misalignment
- Insensitive to soiling

Data

Ordering data

Product type description	BNS 36-11ZG-R
Article number (order number)	101193143
EAN (European Article Number)	4030661359786
eCl@ss number, version 12.0	27-27-44-01
eCl@ss number, version 11.0	27-27-24-02
eCl@ss number, version 9.0	27-27-24-02
ETIM number, version 7.0	EC002544
ETIM number, version 6.0	EC002544

Approvals - Standards

Certificates	cULus
--------------	-------

General data

Standards	BG-GS-ET-14 EN IEC 60947-5-3
-----------	---------------------------------

Coding level according to EN ISO 14119	Low
Working principle	Magnetic drive
Installation conditions (mechanical)	quasi-flush
Housing material	Glass-fibre, reinforced thermoplastic
Gross weight	65 g

General data - Features

Coding	Yes
Integral system diagnostics, general	Yes
Number of normally closed (NC)	1
Number of normally open (NO)	1
Number of safety contacts	2
Number of cable wires	4

Safety classification

Standards	EN ISO 13849-1
Mission time	20 Year(s)

Safety classification - Safety outputs

B _{10D} - Value Normally-closed contact/Normally open contact (NC/NO)	25,000,000 Operations
--	-----------------------

Mechanical data

Actuating element	Magnet
Door hinge	Right
Direction of motion	Head-on to the active surface

Mechanical data - Switching distances according EN IEC 60947-5-3

Note (Switching distance S_n)	Axial misalignment, a horizontal and vertical misalignment of the safety sensor and the actuator are tolerated. The possible misalignment depends on the distance of the active surfaces of the sensor and the actuator. The sensor remains active within the tolerance range.
Assured switching distance "ON" S_{ao}	7 mm
Assured switching distance "OFF" S_{ar}	17 mm

Mechanical data - Connection technique

Length of cable	1 m
Termination	Cable
Wire cross-section	0.25 mm ²
Wire cross-section	30 AWG
Material of the Cable mantle	PVC

Mechanical data - Dimensions

Length of sensor	13 mm
Width of sensor	88 mm
Height of sensor	25 mm

Ambient conditions

Degree of protection	IP67
Ambient temperature	-25 ... +70 °C
Storage and transport temperature	-25 ... +70 °C
Resistance to vibrations	10 ... 55 Hz, amplitude 1 mm
Resistance to shock	30 g / 11 ms

Electrical data

Switching voltage, maximum	24 VDC
Switching current, maximum	0.01 A
Switching capacity, maximum	0.24 W
Switching element	1 NO contact, 1 NC contacts
Switching frequency, maximum	5 Hz

Status indication

Note (Integral System Diagnostics, status)	The LED is illuminated when the guard is closed.
---	--

Scope of delivery

Scope of delivery	Actuator must be ordered separately.
-------------------	--------------------------------------

Accessory

Recommendation (actuator)	BPS 36-2
Recommended safety switchgear	SRB-E-301ST SRB-E-201LC

Note

Note (General)	Contact symbols shown for the closed condition of the guard device. The contact configuration for versions with or without LED is identical.
----------------	---

Ordering code

Product type description:
BNS 36-(1)(2)Z(3)-(4)-(5)

(1)

11 1 NO contacts/1 NC contact

02 2 NC contact

(2)

without	with diagnostic output
/01	1 NC contact
10	1 NO contact
(3)	
without	without LED switching conditions display
G	with LED switching conditions display
(4)	
without	Pre-wired cable
ST	with connector
(5)	
L	Door hinge on left-hand side
R	Door hinge on right-hand side
(6)	
2750	Version with extended switching distance (in combination with actuator) BPS 36-1-2750 or BPS 36-2-2750)

Pictures

Product picture (catalogue individual photo)



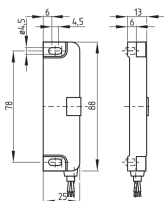
ID: kbns3f35

| 205.0 kB | .jpg | 352.778 x 92.428 mm - 1000 x 262 px - 72 dpi

| 16.0 kB | .png | 74.083 x 19.403 mm - 210 x 55 px - 72 dpi

| 29.4 kB | .jpg | 123.472 x 32.456 mm - 350 x 92 px - 72 dpi

Dimensional drawing basic component



ID: 1bns3g13

| 25.5 kB | .cdr |

| 3.2 kB | .png | 74.083 x 51.506 mm - 210 x 146 px - 72 dpi

| 62.4 kB | .jpg | 352.778 x 245.181 mm - 1000 x 695 px - 72 dpi

Diagram

(3) BK S13 S14 BU (4)
(1) WH S21 S22 BN (2)

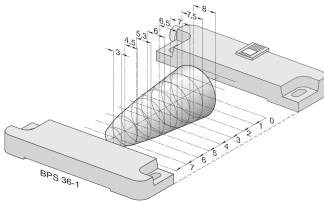
ID: kbns2k03

| 18.7 kB | .cdr |

| 59.6 kB | .jpg | 352.778 x 57.503 mm - 1000 x 163 px - 72 dpi

| 3.0 kB | .png | 74.083 x 11.994 mm - 210 x 34 px - 72 dpi

Characteristic curve



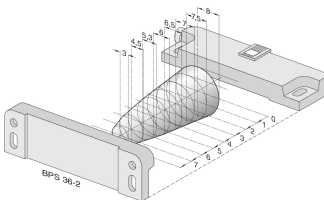
ID: kbns3a29

| 165.7 kB | .jpg | 352.778 x 215.9 mm - 1000 x 612 px - 72 dpi

| 110.2 kB | .png | 50.038 x 30.649 mm - 591 x 362 px - 300 dpi

| 165.7 kB | .jpg | 352.778 x 215.9 mm - 1000 x 612 px - 72 dpi

Characteristic curve

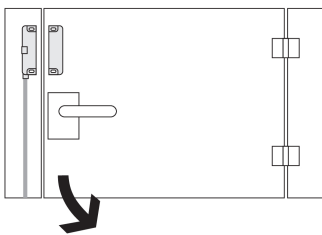


ID: kbns3a30

| 16.9 kB | .png | 74.083 x 45.156 mm - 210 x 128 px - 72 dpi

| 164.2 kB | .jpg | 352.778 x 215.547 mm - 1000 x 611 px - 72 dpi

Operating principle



ID: kbn36c01

| 20.2 kB | .cdr |

| 52.3 kB | .jpg | 352.778 x 250.825 mm - 1000 x 711 px - 72 dpi

| 1.8 kB | .png | 74.083 x 52.564 mm - 210 x 149 px - 72 dpi

Schmersal India Pvt. Ltd., Plot No - G-7/1, Ranjangaon MIDC, Tal. - Shirur, Dist.- Pune 412 220

The details and data referred to have been carefully checked. Images may diverge from original. Further technical data can be found in the manual. Technical amendments and errors possible.

Generated on: 24/08/2024, 9:18 am