



BNS 40S-12ZG 3,0M

- LED version
- Stainless steel enclosure
- Cable connection suitable for the food industry
- Concealed mounting possible
- 88 mm x 27 mm x 14,5 mm
- Long life
- no mechanical wear
- Insensitive to soiling
- Insensitive to transverse misalignment
- Suitable for food processing industry

Data

Ordering data

Product type description	BNS 40S-12ZG 3,0M
Article number (order number)	103000646
EAN (European Article Number)	4030661420967
eCl@ss number, version 12.0	27-27-44-01
eCl@ss number, version 11.0	27-27-24-02
eCl@ss number, version 9.0	27-27-24-02
ETIM number, version 7.0	EC002544
ETIM number, version 6.0	EC002544

Approvals - Standards

Certificates	cULus ECOLAB UKCA
--------------	-------------------------

General data

Standards	BG-GS-ET-14 EN IEC 60947-5-3
Coding level according to EN ISO 14119	Low
Working principle	Magnetic drive
Installation conditions (mechanical)	not flush
Housing material	Stainless steel (V4A)
Gross weight	320 g

General data - Features

Coding	Yes
Concealed, threaded holes on the back	No
Integral system diagnostics, general	Yes
Prerequisite evaluation unit	Yes
Number of normally closed (NC)	2
Number of normally open (NO)	1
Number of cable wires	6

Safety classification

Standards	EN ISO 13849-1
Mission time	20 Year(s)

Safety classification - Safety outputs

B _{10D} - Value Normally-closed contact/Normally open contact (NC/NO)	25,000,000 Operations
--	-----------------------

Mechanical data

Actuating element	Magnet
Direction of motion	Head-on to the active surface

Mechanical data - Switching distances according EN IEC 60947-5-3

Assured switching distance "ON" S_{ao}	8 mm
Assured switching distance "OFF" S_{ar}	18 mm

Mechanical data - Connection technique

Length of cable	3 m
Termination	Cable
Wire cross-section	0.25 mm ²
Wire cross-section	23 AWG
Material of the Cable mantle	LiYY

Mechanical data - Dimensions

Length of sensor	14.5 mm
Width of sensor	88 mm
Height of sensor	27 mm

Ambient conditions

Degree of protection	IP69
Ambient temperature	-25 ... +80 °C
Storage and transport temperature	-25 ... +80 °C
Resistance to vibrations	10 ... 55 Hz, amplitude 1 mm
Resistance to shock	30 g / 11 ms

Electrical data

Switching current, maximum	0.01 A
Switching capacity, maximum	0.24 W
Switching element	1 NO contact, 2 NC contacts
Switching frequency, maximum	5 Hz

Electrical data - Digital Output

Scope of delivery

Scope of delivery Actuator must be ordered separately.

Accessory

Recommendation (actuator)	BPS 40S-2 BPS 40S-1-C BPS 40S-2-C
Recommended safety switchgear	SRB-E-301ST SRB-E-201LC

Note

Note (General) Contact symbols shown for the closed condition of the guard device.
The contact configuration for versions with or without LED is identical.

Wiring example

Note (Wiring diagram) Contact S21-S22 must be integrated in the safety circuit.

Ordering code

Product type description:
BNS 40S-12Z(1)-(2)

(1)

without	without LED switching conditions display
G	with LED switching conditions display

(2)

without	with countersunk mounting holes Ø 4.2 mm
C	concealed threaded holes on the back M4

Pictures

Product picture (catalogue individual photo)



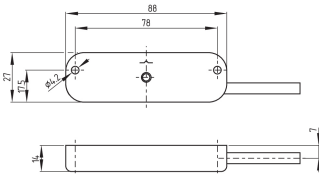
ID: kbns4f04

| 209.9 kB | .jpg | 352.778 x 89.958 mm - 1000 x 255 px - 72 dpi

| 16.3 kB | .png | 74.083 x 19.05 mm - 210 x 54 px - 72 dpi

| 26.5 kB | .jpg | 123.472 x 31.397 mm - 350 x 89 px - 72 dpi

Dimensional drawing basic component



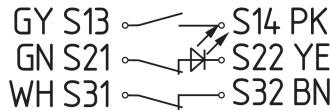
ID: 1bns4g01

| 22.8 kB | .cdr |

| 57.0 kB | .jpg | 352.778 x 190.147 mm - 1000 x 539 px - 72 dpi

| 4.5 kB | .png | 74.083 x 39.864 mm - 210 x 113 px - 72 dpi

Diagram



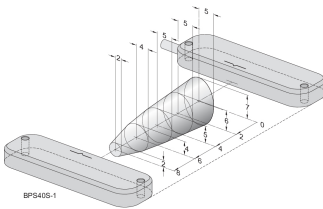
ID: kbns3k32

| 25.4 kB | .cdr |

| 91.7 kB | .jpg | 352.778 x 112.536 mm - 1000 x 319 px - 72 dpi

| 3.9 kB | .png | 74.083 x 23.636 mm - 210 x 67 px - 72 dpi

Characteristic curve



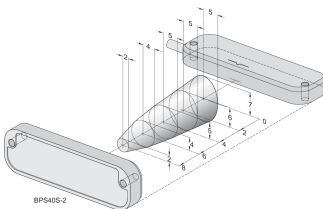
ID: kbns4d03

| 44.3 kB | .cdr |

| 14.3 kB | .png | 74.083 x 46.567 mm - 210 x 132 px - 72 dpi

| 152.2 kB | .jpg | 352.778 x 221.192 mm - 1000 x 627 px - 72 dpi

Characteristic curve



ID: kbns4d04

| 14.3 kB | .png | 74.083 x 46.919 mm - 210 x 133 px - 72 dpi

| 149.0 kB | .jpg | 352.778 x 223.661 mm - 1000 x 634 px - 72 dpi

Schmersal India Pvt. Ltd., Plot No - G-7/1, Ranjangaon MIDC, Tal. - Shirur, Dist.- Pune 412 220

The details and data referred to have been carefully checked. Images may diverge from original. Further technical data can be found in the manual. Technical amendments and errors possible.

Generated on: 24/08/2024, 9:21 am