



CSS 8-180-2P-Y-LST

- 2 x Connector M12, 4-pole
- Thermoplastic enclosure
- Electronic contact-free, coded system
- Misaligned actuation possible
- High repeat accuracy of the switching points
- Max. length of the sensor chain 200 m
- Early warning when operating near the limit of the sensor's hysteresis range
- Self-monitoring series-wiring of 16 sensors
- 2 short-circuit proof PNP safety outputs

Data

Ordering data

Product type description	CSS 8-180-2P-Y-LST
Article number (order number)	101167898
EAN (European Article Number)	4030661219523
eCl@ss number, version 12.0	27-27-46-01
eCl@ss number, version 11.0	27-27-24-03
eCl@ss number, version 9.0	27-27-24-03
ETIM number, version 7.0	EC001829
ETIM number, version 6.0	EC001829

Approvals - Standards

Certificates

TÜV
cULus
UKCA

General data

Standards	EN IEC 60947-5-3 EN IEC 61508
Working principle	inductive
Housing construction form	Cylinder, thread
Installation conditions (mechanical)	not flush
Sensor topology	Sensor for series wiring
Housing material	Glass-fibre, reinforced thermoplastic
Active area	Glass-fibre, reinforced thermoplastic
Material of the nuts	Glass-fibre, reinforced thermoplastic
Reaction time, maximum	30 ms
Duration of risk, maximum	30 ms
Gross weight	154 g

General data - Features

Short circuit detection	Yes
Cross-circuit detection	Yes
Safety functions	Yes
Cascadable	Yes
Integral system diagnostics, status	Yes
Number of fail-safe digital outputs	2
Number of series-wiring of sensors	16

Safety classification

Standards	EN ISO 13849-1 EN IEC 60947-5-3 EN IEC 61508
Performance Level, up to	e
Category	4
PFH value	2.50×10^{-9} /h
Safety Integrity Level (SIL), suitable for applications in	3
Mission time	20 Year(s)

Mechanical data

Tightening torque of nuts, maximum 3 Nm

Mechanical data - Switching distances according EN IEC 60947-5-3

Switch distance, typical	8 mm
Assured switching distance "ON" S_{ao}	7 mm
Assured switching distance "OFF" S_{ar}	10 mm
Hysteresis (Switching distance), maximum	0.7 mm
Repeat accuracy R	0.2 mm

Mechanical data - Connection technique

Terminal connector, Input Female connector M12, 4-pole

Terminal connector, Output M12 connector, 4 pole

Mechanical data - Dimensions

ISO thread of the sensor	M18
width across flats	24 BK

Length of sensor 92 mm

Ambient conditions

Degree of protection IP65
IP67

Ambient temperature -25 ... +60 °C

Storage and transport temperature -25 ... +85 °C

Resistance to vibrations 10 ... 55 Hz, amplitude 1 mm

Resistance to shock 30 g / 11 ms

Protection class II

Ambient conditions - Insulation values

Rated insulation voltage U_i 32 VDC

Rated impulse withstand voltage U_{imp} 0.8 kV

Overvoltage category III

Degree of pollution 3

Electrical data

Operating voltage 24 VDC -15 % / +10 %

No-load supply current I_0 , typical 50 mA

Rated operating voltage 24 VDC

Operating current 1,000 mA

Switching frequency, approx. 3 Hz

Electrical data - Safety digital outputs

Rated operating current (safety outputs) 500 mA

Output current, (fail-safe output), maximum	0.5 A
Design of control elements	p-type
Voltage drop U_d , maximum	0.5 V
Leakage current I_r , maximum	0.5 mA
Voltage, Utilisation category DC-12	24 VDC
Current, Utilisation category DC-12	0.5 A
Voltage, Utilisation category DC-13	24 VDC
Current, Utilisation category DC-13	0.5 A

Status indication

Note (LED switching conditions display)	Multi-coloured LED: Green, Red, Yellow
---	--

Pin assignment

PIN 1	1A1 Ue: (1)
PIN 2	Y2 safety output 2, X2 safety input 2: White
PIN 3	A2 GND
PIN 4	Y1 safety output 1, X1 safety input 1: Black

Scope of delivery

Scope of delivery	Actuator must be ordered separately.
Scope of delivery of mounting material	2x nuts M18 x 1

Accessory

Recommendation (actuator)	CST 180-1 CST 180-2
Recommended safety switchgear	PROTECT PSC1 SRB-E-301ST SRB-E-201LC

Note

Note (General)	Evaluation requirements: dual-channel safety input, suitable for p-type sensors with NO function. The safety-monitoring module must tolerate internal functional tests of the sensors with cyclic switch-off of the sensor outputs for max. 0.25 ms. Short-circuit recognition by the evaluation is not necessary.
----------------	--

Ordering code

Product type description:
CSS 8-180-(1)-(2)-(3)

(1)	
2P	2 short-circuit proof PNP safety outputs
2P+D	2 short-circuit proof PNP safety outputs and diagnostic output
(2)	
E	Individual sensor or end sensor in a series
Y	Series-wiring
M	Multifunction connection
(3)	
L	Cable
LST	Cable with connector
ST	Connector plug

Pictures

Product picture (catalogue individual photo)



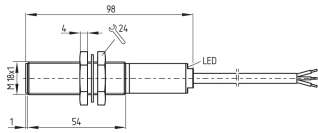
ID: kcs18f01

| 188.8 kB | .jpg | 352.778 x 164.747 mm - 1000 x 467 px - 72 dpi

| 15.4 kB | .png | 74.083 x 34.572 mm - 210 x 98 px - 72 dpi

| 26.2 kB | .jpg | 123.472 x 57.503 mm - 350 x 163 px - 72 dpi

Dimensional drawing basic component



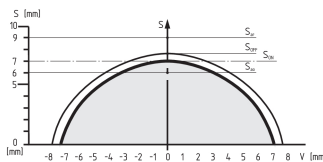
ID: 1css1g01

| 24.2 kB | .cdr |

| 4.9 kB | .png | 74.083 x 29.633 mm - 210 x 84 px - 72 dpi

| 54.5 kB | .jpg | 352.778 x 140.758 mm - 1000 x 399 px - 72 dpi

Characteristic curve

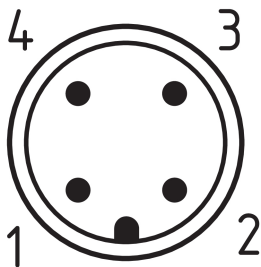


ID: kcsc1d03

| 3.0 kB | .png | 74.083 x 35.278 mm - 210 x 100 px - 72 dpi

| 83.4 kB | .jpg | 352.778 x 168.275 mm - 1000 x 477 px - 72 dpi

Contact arrangement

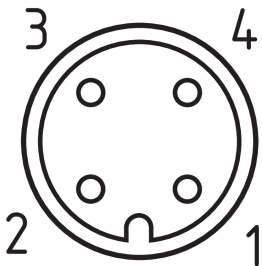


ID: km12-k4c

| 4.2 kB | .png | 74.083 x 74.083 mm - 210 x 210 px - 72 dpi

| 113.3 kB | .jpg | 352.778 x 352.778 mm - 1000 x 1000 px - 72 dpi

Contact arrangement



ID: km12-k4b

| 16.9 kB | .cdr |

| 4.4 kB | .png | 74.083 x 74.083 mm - 210 x 210 px - 72 dpi

| 123.6 kB | .jpg | 352.778 x 352.778 mm - 1000 x 1000 px - 72 dpi

Wiring example



ID: kcs18f22

| 183.7 kB | .jpg | 352.778 x 178.858 mm - 1000 x 507 px - 72 dpi

Schmersal India Pvt. Ltd., Plot No - G-7/1, Ranjangaon MIDC, Tal. - Shirur, Dist.- Pune 412 220

The details and data referred to have been carefully checked. Images may diverge from original. Further technical data can be found in the manual. Technical amendments and errors possible.

Generated on: 26/08/2024, 7:08 am