



RSS16-I1-D-CC-2982

- Individual coding with RFID technology
- Coding level "High" according to ISO 14119
- Spring pulley connection
- Series-wiring unlimited
- without latching
- Thermoplastic enclosure
- RFID-technology for needs-based protection against tampering
- 3 different directions of actuation
- Door stop with magnetic latching
- Connection terminal or plug connection
- Suitable for series-wiring
- Repeated individual coding with RFID technology

Data

Ordering data

Product type description	RSS16-I1-D-CC-2982
Article number (order number)	103025819
EAN (European Article Number)	4030661514437
eCl@ss number, version 12.0	27-27-46-01
eCl@ss number, version 11.0	27-27-24-03
eCl@ss number, version 9.0	27-27-24-03
ETIM number, version 7.0	EC001829
ETIM number, version 6.0	EC001829

Approvals - Standards

Certificates

TÜV
cULus
FCC
IC
UKCA
ANATEL

General data

Standards	EN IEC 60947-5-3
Coding	Individual coding
Coding level according to EN ISO 14119	High
Working principle	RFID
Housing construction form	Block
Installation conditions (mechanical)	not flush
Sensor topology	Sensor for series wiring
Housing material	Plastic, glass-fibre reinforced thermoplastic, self-extinguishing
Active area	Glass-fibre, reinforced thermoplastic
Reaction time, maximum	100 ms
Duration of risk, maximum	200 ms
Gross weight	250 g

General data - Features

Diagnostic output	Yes
Short circuit detection	Yes
Cross-circuit detection	Yes
Series-wiring	Yes
Safety functions	Yes
Cascadable	Yes
Integral system diagnostics, status	Yes
Number of LEDs	2
Number of semi-conductor outputs with signaling function	1
Number of fail-safe digital outputs	2

Safety classification

Standards	EN ISO 13849-1 EN IEC 61508
Performance Level, up to	e
Category	4
PFH value	6.30×10^{-11} /h
PFD value	1.50×10^{-5}
Safety Integrity Level (SIL), suitable for applications in	3
Mission time	20 Year(s)

Mechanical data

Actuating panels	front side rear from head
Active area	lateral front side cover-side
Mounting	2 x M5, Cylinder head screw
Tightening torque of the fixing screws	2 Nm

Mechanical data - Switching distances according EN IEC 60947-5-3

Switch distance, typical	15 mm
Assured switching distance "ON" S_{ao}	12 mm
Assured switching distance "OFF" S_{ar}	30 mm
Hysteresis (Switching distance), maximum	2 mm
Repeat accuracy R	0.5 mm

Mechanical data - Connection technique

Note (length of the sensor chain)	Cable length and cross-section change the voltage drop depending on the output current
-----------------------------------	--

Note (series-wiring)	Unlimited number of devices, observe external line fusing, max. 31 devices in case of serial diagnostic SD
Cable entry	4 x M16 x 1,5
Termination	Spring pulley connection

Mechanical data - Dimensions

Length of sensor	91 mm
Width of sensor	52 mm
Height of sensor	30 mm

Ambient conditions

Degree of protection	IP65 IP67
Ambient temperature	-30 ... +70 °C
Storage and transport temperature	-28 ... +85 °C
Relative humidity, maximum	93 %
Note (Relative humidity)	non-condensing non-icing
Resistance to shock	30 g / 11 ms
Permissible installation altitude above sea level, maximum	2,000 m

Ambient conditions - Insulation values

Rated insulation voltage U_i	32 VDC
Rated impulse withstand voltage U_{imp}	0.8 kV
Overtoltage category	III
Degree of pollution	3

Electrical data

Operating voltage	24 VDC -15 % / +10 %
Operating current, minimum	0.5 mA

No-load supply current I_0 , typical	100 mA
Rated operating voltage	24 VDC
Operating current	2,100 mA
Required rated short-circuit current	100 A
Time to readiness, maximum	2,000 ms
Switching frequency, maximum	1 Hz
Utilisation category DC-12	24 VDC / 0.05 A

Electrical data - Safety digital inputs

Current consumption of the safety inputs 5 mA

Electrical data - Safety digital outputs

Rated operating current (safety outputs)	1,000 mA
Output current, (fail-safe output), maximum	1 A
Design of control elements	p-type
Voltage drop U_d , maximum	1 V
Leakage current I_r , maximum	0.5 mA
Voltage, Utilisation category DC-12	24 VDC
Current, Utilisation category DC-12	1 A
Voltage, Utilisation category DC-13	24 VDC
Current, Utilisation category DC-13	1 A

Electrical data - Diagnostic outputs

Operating current	50 mA
Design of control elements	p-type
Voltage drop U_d , maximum	2 V
Voltage, Utilisation category DC-12	24 VDC
Current, Utilisation category DC-12	0.05 A
Voltage, Utilisation category DC-13	24 VDC
Current, Utilisation category DC-13	0.05 A

Electrical data - Electromagnetic compatibility (EMC)

Interfering radiation	IEC 61000-6-4
EMC rating	IEC 60947-3

Status indication

Note (LED switching conditions display)	Multi-coloured LED: Green, Red LED yellow: Operating condition LED green: Supply voltage LED red: Fault
---	--

Scope of delivery

Scope of delivery	Actuator must be ordered separately.
-------------------	--------------------------------------

Accessory

Recommendation (actuator)	RST16-1
Recommended safety switchgear	PROTECT PSC1 SRB-E-301ST SRB-E-201LC

Ordering code

Product type description:
RSS16 (1)-(2)-(3)-(4)

(1)

without	Standard coding
I1	Individual coding
I2	Individual coding, for multiple applications

(2)

D	With diagnostic output
SD	With serial diagnostic function

(3)

without

without latching

R

With latching, latching force 40 ... 60 N

(4)

ST8H

With connector plug M12 in the middle

CC

with cage clamps

SK

Screw connection

Pictures

Product picture (catalogue individual photo)



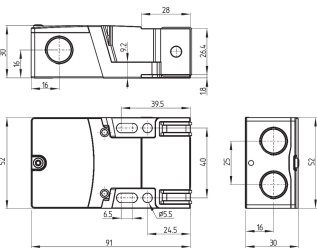
ID: krss1f08

| 1.3 MB | .jpg | 352.778 x 745.772 mm - 1000 x 2114 px - 72 dpi

| 97.9 kB | .png | 74.083 x 156.633 mm - 210 x 444 px - 72 dpi

| 43.8 kB | .jpg | 58.561 x 123.472 mm - 166 x 350 px - 72 dpi

Dimensional drawing basic component



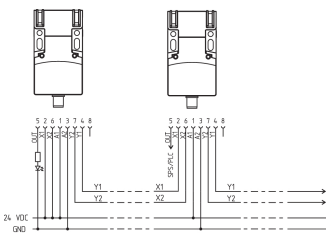
ID: krss1g01

| 436.1 kB | .ai | 198.103 x 189.251 mm - 561 x 536 px - 72 dpi

| 4.7 kB | .png | 74.083 x 56.444 mm - 210 x 160 px - 72 dpi

| 141.1 kB | .jpg | 352.778 x 268.817 mm - 1000 x 762 px - 72 dpi

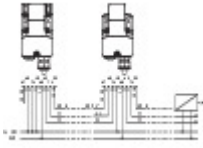
Wiring example



ID: krss1l02

| 101.2 kB | .jpg | 352.778 x 247.297 mm - 1000 x 701 px - 72 dpi

Wiring example



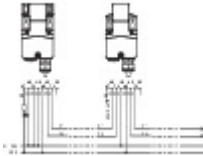
ID: krss1l05

| 3.3 kB | .jpg | 35.278 x 35.278 mm - 100 x 100 px - 72 dpi

| 3.9 kB | .png | 74.083 x 50.8 mm - 210 x 144 px - 72 dpi

| 120.9 kB | .jpg | 352.778 x 242.358 mm - 1000 x 687 px - 72 dpi

Wiring example



ID: krss1lx2

| 3.0 kB | .jpg | 35.278 x 35.278 mm - 100 x 100 px - 72 dpi

| 3.9 kB | .png | 74.083 x 56.092 mm - 210 x 159 px - 72 dpi

| 117.7 kB | .jpg | 352.778 x 267.053 mm - 1000 x 757 px - 72 dpi

Schmersal India Pvt. Ltd., Plot No - G-7/1, Ranjangaon MIDC, Tal. - Shirur, Dist.- Pune 412 220

The details and data referred to have been carefully checked. Images may diverge from original. Further technical data can be found in the manual. Technical amendments and errors possible.

Generated on: 22/08/2024, 2:12 pm