

Product data sheet

Specifications



Contactor, TeSys K, 3P, AC-3, 1t or eq to 440V 9A, 1 NC aux., 380 to 400VAC coil

LC1K0901Q7

Product availability: Non-Stock - Not normally stocked in distribution facility

Price*: 75.00 USD

Main

Range	TeSys
Product or Component Type	Contactor
Device Application	Control
contactor application	Motor control Resistive load

Complementary

Utilisation category	AC-3 AC-3e AC-1 AC-4
poles description	3P
power pole contact composition	3 NO
[Ue] rated operational voltage	Power circuit <= 690 V AC <= 400 Hz Signalling circuit <= 690 V AC <= 400 Hz
[Ie] rated operational current	9 A (at <140 °F (60 °C)) at <= 440 V AC AC-3 for power circuit 9 A (at <140 °F (60 °C)) at <= 440 V AC AC-3e for power circuit 20 A (at <140 °F (60 °C)) at <= 690 V AC AC-1 for power circuit
Control circuit type	AC 50/60 Hz
[Uc] control circuit voltage	380...400 V AC 50/60 Hz
Motor power kW	2.2 kW 220...230 V AC 50/60 Hz AC-3 4 kW 380...415 V AC 50/60 Hz AC-3 4 kW 440/690 V AC 50/60 Hz AC-3 2.2 kW 220...230 V AC 50/60 Hz AC-3e 4 kW 380...415 V AC 50/60 Hz AC-3e 4 kW 440/690 V AC 50/60 Hz AC-3e 2.2 kW 220...230 V AC 50/60 Hz AC-4 4 kW 380...415 V AC 50/60 Hz AC-4 4 kW 440/690 V AC 50/60 Hz AC-4
Auxiliary contact composition	1 NC
[Uimp] rated impulse withstand voltage	8 kV
Overvoltage category	III
[Ith] conventional free air thermal current	20 A (at 140 °F (60 °C)) for power circuit 10 A (at 122 °F (50 °C)) for signalling circuit
Irms rated making capacity	110 A AC for power circuit conforming to IEC 60947 110 A AC for signalling circuit conforming to IEC 60947

Price is "List Price" and may be subject to a trade discount – check with your local distributor or retailer for actual price.

Rated breaking capacity	110 A at 220...230 V conforming to IEC 60947 110 A at 380...400 V conforming to IEC 60947 110 A at 415 V conforming to IEC 60947 110 A at 440 V conforming to IEC 60947 80 A at 500 V conforming to IEC 60947 70 A at 660...690 V conforming to IEC 60947
[Icw] rated short-time withstand current	90 A 122 °F (50 °C) - 1 s for power circuit 85 A 122 °F (50 °C) - 5 s for power circuit 80 A 122 °F (50 °C) - 10 s for power circuit 60 A 122 °F (50 °C) - 30 s for power circuit 45 A 122 °F (50 °C) - 1 min for power circuit 40 A 122 °F (50 °C) - 3 min for power circuit 20 A 122 °F (50 °C) - >= 15 min for power circuit 80 A - 1 s for signalling circuit 90 A - 500 ms for signalling circuit 110 A - 100 ms for signalling circuit
Associated fuse rating	25 A gG at <= 440 V for power circuit 25 A aM for power circuit 10 A gG for signalling circuit conforming to IEC 60947 10 A gG for signalling circuit conforming to VDE 0660
Average impedance	3 mOhm - Ith 20 A 50 Hz for power circuit
Insulation resistance	> 10 MOhm for signalling circuit
Inrush power in VA	30 VA (at 68 °F (20 °C))
Hold-in power consumption in VA	4.5 VA (at 68 °F (20 °C))
Heat dissipation	1.3 W
Control circuit voltage limits	Operational: 0.8...1.15 Uc (at <122 °F (50 °C)) Drop-out: >= 0.20 Uc (at <122 °F (50 °C))
Connections - terminals	screw clamp terminals 1 0.002...0.006 in ² (1.5...4 mm ²)solid screw clamp terminals 1 0.001...0.006 in ² (0.75...4 mm ²)flexible without cable end screw clamp terminals 1 0.0005...0.004 in ² (0.34...2.5 mm ²)flexible with cable end screw clamp terminals 2 0.002...0.006 in ² (1.5...4 mm ²)solid screw clamp terminals 2 0.001...0.006 in ² (0.75...4 mm ²)flexible without cable end screw clamp terminals 2 0.0005...0.002 in ² (0.34...1.5 mm ²)flexible with cable end
Maximum operating rate	3600 cyc/h
Auxiliary contacts type	Instantaneous 1 NC
Signalling circuit frequency	<= 400 Hz
Minimum switching current	5 mA for signalling circuit
Minimum switching voltage	17 V for signalling circuit
Operating time	10...20 ms coil de-energisation and NO opening 10...20 ms coil energisation and NO closing
Safety reliability level	B10d = 1369863 cycles contactor with nominal load EN/ISO 13849-1 B10d = 20000000 cycles contactor with mechanical load EN/ISO 13849-1
Non overlap distance	0.02 in (0.5 mm)
Mechanical durability	10 Mcycles
Electrical durability	1.3 Mcycles 9 A AC-3 <= 440 V 1.3 Mcycles 9 A AC-3e <= 440 V 0.16 Mcycles 20 A AC-1 <= 690 V 0.02 Mcycles 54 A AC-4 <= 440 V
Mechanical robustness	Shocks contactor closed, on X axis10 Gn for 11 ms IEC 60068-2-27 Shocks contactor closed, on Y axis15 Gn for 11 ms IEC 60068-2-27 Shocks contactor closed, on Z axis15 Gn for 11 ms IEC 60068-2-27 Shocks contactor opened, on X axis6 Gn for 11 ms IEC 60068-2-27 Shocks contactor opened, on Y axis10 Gn for 11 ms IEC 60068-2-27 Shocks contactor opened, on Z axis10 Gn for 11 ms IEC 60068-2-27 Vibrations contactor closed4 Gn, 5...300 Hz IEC 60068-2-6 Vibrations contactor opened2 Gn, 5...300 Hz IEC 60068-2-6
Height	2.3 in (58 mm)
Width	1.8 in (45 mm)

Depth	2.2 in (57 mm)
-------	----------------

Environment

Standards	EN/IEC 60947-4-1 GB/T 14048.4 UL 60947-4-1 CSA C22.2 No 60947-4-1 JIS C8201-4-1 IEC 60335-1:Clause 30.2 IEC 60335-2-40:Annex JJ UL 60335-2-40:Annex JJ
Product Certifications	CB Scheme CCC UL CSA EAC CE UKCA
Protective treatment	TC IEC 60068 TC DIN 50016
Operating altitude	6561.68 ft (2000 m) without derating
Flame retardance	V1 conforming to UL 94 Requirement 2 conforming to NF F 16-101 Requirement 2 conforming to NF F 16-102

Ordering and shipping details

Category	US10I1222326
Discount Schedule	0I12
GTIN	3389110489910
Returnability	No
Country of origin	ID

Packing Units

Unit Type of Package 1	PCE
Number of Units in Package 1	1
Package 1 Height	1.890 in (4.800 cm)
Package 1 Width	2.362 in (6.000 cm)
Package 1 Length	2.559 in (6.500 cm)
Package 1 Weight	6.243 oz (177.000 g)
Unit Type of Package 2	S02
Number of Units in Package 2	50
Package 2 Height	5.906 in (15.000 cm)
Package 2 Width	11.811 in (30.000 cm)
Package 2 Length	15.748 in (40.000 cm)
Package 2 Weight	20.514 lb(US) (9.305 kg)

Contractual warranty

Warranty	18 months
----------	-----------

Sustainability

Green Premium™ label is Schneider Electric's commitment to delivering products with best-in-class environmental performance. Green Premium promises compliance with the latest regulations, transparency on environmental impacts, as well as circular and low-CO₂ products.

Guide to assessing product sustainability is a white paper that clarifies global eco-label standards and how to interpret environmental declarations.


[Learn more about Green Premium >](#)

[Guide to assess a product's sustainability >](#)



Sustainable Packaging Transparency RoHS/REACH


Resource performance


 Sustainable Packaging

Well-being performance

 Reach Free Of Svhc

 Toxic Heavy Metal Free

 Mercury Free

 Rohs Exemption Information [Yes](#)

Certifications & Standards

Reach Regulation [REACH Declaration](#)

Eu Rohs Directive [Compliant](#)
[EU RoHS Declaration](#)

China Rohs Regulation [China RoHS declaration](#)
Pro-active China RoHS declaration (out of China RoHS legal scope)

Environmental Disclosure [Product Environmental Profile](#)

Weee [The product must be disposed on European Union markets following specific waste collection and never end up in rubbish bins.](#)

Circularity Profile [End of Life Information](#)

California Proposition 65

WARNING: This product can expose you to chemicals including: Antimony oxide & Antimony trioxide, which is known to the State of California to cause cancer. For more information go to www.P65Warnings.ca.gov
