

# Product data sheet

Specifications



Contactor, TeSys K, 3P, AC-3, 1t or eq to 440V 12 A, 1 NC aux., 24VAC coil

LC1K1201B7

Product availability: Stock - Normally stocked in distribution facility

Price\*: 86.00 USD

## Main

Range	TeSys
Product or Component Type	Contactor
Device short name	LC1K
Device Application	Control
contactor application	Resistive load Motor control

## Complementary

Utilisation category	AC-3 AC-3e AC-1 AC-4
poles description	3P
power pole contact composition	3 NO
[Ue] rated operational voltage	Power circuit <= 690 V AC <= 400 Hz Signalling circuit <= 690 V AC <= 400 Hz
[Ie] rated operational current	12 A (at <140 °F (60 °C)) at <= 440 V AC AC-3 for power circuit 12 A (at <140 °F (60 °C)) at <= 440 V AC AC-3e for power circuit 20 A (at <140 °F (60 °C)) at <= 690 V AC AC-1 for power circuit
Control circuit type	AC 50/60 Hz
[Uc] control circuit voltage	24 V AC 50/60 Hz
Motor power kW	3 kW 220...230 V AC 50/60 Hz AC-3 5.5 kW 380...415 V AC 50/60 Hz AC-3 5.5 kW 440 V AC 50/60 Hz AC-3 4 kW 690 V AC 50/60 Hz AC-3 3 kW 220...230 V AC 50/60 Hz AC-3e 5.5 kW 380...415 V AC 50/60 Hz AC-3e 5.5 kW 440 V AC 50/60 Hz AC-3e 4 kW 690 V AC 50/60 Hz AC-3e 3 kW 220...230 V AC 50/60 Hz AC-4 5.5 kW 380...415 V AC 50/60 Hz AC-4 5.5 kW 440 V AC 50/60 Hz AC-4 4 kW 690 V AC 50/60 Hz AC-4
Auxiliary contact composition	1 NC
[Uimp] rated impulse withstand voltage	8 kV
Overvoltage category	III
[Ith] conventional free air thermal current	20 A (at 140 °F (60 °C)) for power circuit 10 A (at 122 °F (50 °C)) for signalling circuit

Price is "List Price" and may be subject to a trade discount – check with your local distributor or retailer for actual price.

<b>Irms rated making capacity</b>	144 A AC for power circuit conforming to IEC 60947 110 A AC for signalling circuit conforming to IEC 60947
<b>Rated breaking capacity</b>	110 A at 440 V conforming to IEC 60947 80 A at 500 V conforming to IEC 60947 70 A at 660...690 V conforming to IEC 60947
<b>[Icw] rated short-time withstand current</b>	115 A 122 °F (50 °C) - 1 s for power circuit 105 A 122 °F (50 °C) - 5 s for power circuit 100 A 122 °F (50 °C) - 10 s for power circuit 75 A 122 °F (50 °C) - 30 s for power circuit 55 A 122 °F (50 °C) - 1 min for power circuit 50 A 122 °F (50 °C) - 3 min for power circuit 25 A 122 °F (50 °C) - >= 15 min for power circuit 80 A - 1 s for signalling circuit 90 A - 500 ms for signalling circuit 110 A - 100 ms for signalling circuit
<b>Associated fuse rating</b>	25 A gG at <= 440 V for power circuit 25 A aM for power circuit 10 A gG for signalling circuit conforming to IEC 60947 10 A gG for signalling circuit conforming to VDE 0660
<b>Average impedance</b>	3 mOhm - lth 20 A 50 Hz for power circuit
<b>Insulation resistance</b>	> 10 MOhm for signalling circuit
<b>Inrush power in VA</b>	30 VA (at 68 °F (20 °C))
<b>Hold-in power consumption in VA</b>	4.5 VA (at 68 °F (20 °C))
<b>Heat dissipation</b>	1.3 W
<b>Control circuit voltage limits</b>	Operational: 0.8...1.15 U <sub>c</sub> (at <122 °F (50 °C)) Drop-out: >= 0.20 U <sub>c</sub> (at <122 °F (50 °C))
<b>Connections - terminals</b>	screw clamp terminals 1 0.002...0.006 in <sup>2</sup> (1.5...4 mm <sup>2</sup> )solid screw clamp terminals 1 0.001...0.006 in <sup>2</sup> (0.75...4 mm <sup>2</sup> )flexible without cable end screw clamp terminals 1 0.0005...0.004 in <sup>2</sup> (0.34...2.5 mm <sup>2</sup> )flexible with cable end screw clamp terminals 2 0.002...0.006 in <sup>2</sup> (1.5...4 mm <sup>2</sup> )solid screw clamp terminals 2 0.001...0.006 in <sup>2</sup> (0.75...4 mm <sup>2</sup> )flexible without cable end screw clamp terminals 2 0.0005...0.002 in <sup>2</sup> (0.34...1.5 mm <sup>2</sup> )flexible with cable end
<b>Maximum operating rate</b>	3600 cyc/h
<b>Auxiliary contacts type</b>	Instantaneous 1 NC
<b>Signalling circuit frequency</b>	<= 400 Hz
<b>Minimum switching current</b>	5 mA for signalling circuit
<b>Minimum switching voltage</b>	17 V for signalling circuit
<b>Operating time</b>	10...20 ms coil de-energisation and NO opening 10...20 ms coil energisation and NO closing
<b>Safety reliability level</b>	B10d = 1369863 cycles contactor with nominal load EN/ISO 13849-1 B10d = 20000000 cycles contactor with mechanical load EN/ISO 13849-1
<b>Non overlap distance</b>	0.02 in (0.5 mm)
<b>Mechanical durability</b>	10 Mcycles
<b>Electrical durability</b>	1.3 Mcycles 12 A AC-3 <= 440 V 1.3 Mcycles 12 A AC-3e <= 440 V 0.3 Mcycles 20 A AC-1 <= 690 V 0.02 Mcycles 72 A AC-4 <= 440 V
<b>Mechanical robustness</b>	Shocks contactor closed, on X axis10 Gn for 11 ms IEC 60068-2-27 Shocks contactor closed, on Y axis15 Gn for 11 ms IEC 60068-2-27 Shocks contactor closed, on Z axis15 Gn for 11 ms IEC 60068-2-27 Shocks contactor opened, on X axis6 Gn for 11 ms IEC 60068-2-27 Shocks contactor opened, on Y axis10 Gn for 11 ms IEC 60068-2-27 Shocks contactor opened, on Z axis10 Gn for 11 ms IEC 60068-2-27 Vibrations contactor closed4 Gn, 5...300 Hz IEC 60068-2-6 Vibrations contactor opened2 Gn, 5...300 Hz IEC 60068-2-6
<b>Height</b>	2.3 in (58 mm)
<b>Width</b>	1.8 in (45 mm)

Depth	2.2 in (57 mm)
-------	----------------

## Environment

Standards	EN/IEC 60947-4-1 GB/T 14048.4 UL 60947-4-1 CSA C22.2 No 60947-4-1 JIS C8201-4-1 IEC 60335-1:Clause 30.2 IEC 60335-2-40:Annex JJ UL 60335-2-40:Annex JJ
Product Certifications	CB Scheme CCC UL CSA EAC CE UKCA
Protective treatment	TC IEC 60068 TC DIN 50016
Operating altitude	6561.68 ft (2000 m) without derating
Flame retardance	V1 conforming to UL 94 Requirement 2 conforming to NF F 16-101 Requirement 2 conforming to NF F 16-102

## Ordering and shipping details

Category	US10I1222326
Discount Schedule	0I12
GTIN	3389110789621
Returnability	Yes
Country of origin	ID

## Packing Units

Unit Type of Package 1	PCE
Number of Units in Package 1	1
Package 1 Height	1.772 in (4.500 cm)
Package 1 Width	2.362 in (6.000 cm)
Package 1 Length	2.559 in (6.500 cm)
Package 1 Weight	6.374 oz (180.700 g)
Unit Type of Package 2	S02
Number of Units in Package 2	50
Package 2 Height	5.906 in (15.000 cm)
Package 2 Width	11.811 in (30.000 cm)
Package 2 Length	15.748 in (40.000 cm)
Package 2 Weight	20.450 lb(US) (9.276 kg)

## Contractual warranty

Warranty	18 months
----------	-----------

## Sustainability

**Green Premium™ label** is Schneider Electric's commitment to delivering products with best-in-class environmental performance. Green Premium promises compliance with the latest regulations, transparency on environmental impacts, as well as circular and low-CO<sub>2</sub> products.

**Guide to assessing product sustainability** is a white paper that clarifies global eco-label standards and how to interpret environmental declarations.


[Learn more about Green Premium >](#)

[Guide to assess a product's sustainability >](#)




Sustainable Packaging Transparency RoHS/REACH


## Resource performance


 Sustainable Packaging

## Well-being performance

 Reach Free Of Svhc

 Toxic Heavy Metal Free

 Mercury Free

 Rohs Exemption Information [Yes](#)

## Certifications & Standards

Reach Regulation [REACH Declaration](#)

Eu Rohs Directive [Compliant](#)  
[EU RoHS Declaration](#)

China Rohs Regulation [China RoHS declaration](#)  
Pro-active China RoHS declaration (out of China RoHS legal scope)

Environmental Disclosure [Product Environmental Profile](#)

Weee [The product must be disposed on European Union markets following specific waste collection and never end up in rubbish bins.](#)

Circularity Profile [End of Life Information](#)

**California Proposition 65**

WARNING: This product can expose you to chemicals including: Antimony oxide & Antimony trioxide, which is known to the State of California to cause cancer. For more information go to [www.P65Warnings.ca.gov](http://www.P65Warnings.ca.gov)

---