

# Product data sheet

Specifications



Contactor, TeSys K, 3P, AC-3, 1t or eq to 440V 12 A, 1 NO aux., 230 to 240VAC coil

LC1K1210U7

Product availability: Stock - Normally stocked in distribution facility

Price\*: 86.00 USD

## Main

Range	TeSys
Product or Component Type	Contactor
Device short name	LC1K
Device Application	Control
contactor application	Motor control Resistive load

## Complementary

Utilisation category	AC-3 AC-3e AC-1 AC-4
poles description	3P
power pole contact composition	3 NO
[Ue] rated operational voltage	Power circuit <= 690 V AC <= 400 Hz Signalling circuit <= 690 V AC <= 400 Hz
[Ie] rated operational current	12 A (at <140 °F (60 °C)) at <= 440 V AC AC-3 for power circuit 12 A (at <140 °F (60 °C)) at <= 440 V AC AC-3e for power circuit 20 A (at <140 °F (60 °C)) at <= 690 V AC AC-1 for power circuit
Control circuit type	AC 50/60 Hz
[Uc] control circuit voltage	230...240 V AC 50/60 Hz
Motor power kW	3 kW 220...230 V AC 50/60 Hz AC-3 5.5 kW 380...415 V AC 50/60 Hz AC-3 5.5 kW 440 V AC 50/60 Hz AC-3 4 kW 690 V AC 50/60 Hz AC-3 3 kW 220...230 V AC 50/60 Hz AC-3e 5.5 kW 380...415 V AC 50/60 Hz AC-3e 5.5 kW 440 V AC 50/60 Hz AC-3e 4 kW 690 V AC 50/60 Hz AC-3e 3 kW 220...230 V AC 50/60 Hz AC-4 5.5 kW 380...415 V AC 50/60 Hz AC-4 5.5 kW 440 V AC 50/60 Hz AC-4 4 kW 690 V AC 50/60 Hz AC-4
Auxiliary contact composition	1 NO
[Uimp] rated impulse withstand voltage	8 kV
Overvoltage category	III
[Ith] conventional free air thermal current	20 A (at 140 °F (60 °C)) for power circuit 10 A (at 122 °F (50 °C)) for signalling circuit

Price is "List Price" and may be subject to a trade discount – check with your local distributor or retailer for actual price.

<b>Irms rated making capacity</b>	144 A AC for power circuit conforming to IEC 60947 110 A AC for signalling circuit conforming to IEC 60947
<b>Rated breaking capacity</b>	110 A at 440 V conforming to IEC 60947 80 A at 500 V conforming to IEC 60947 70 A at 660...690 V conforming to IEC 60947
<b>[Icw] rated short-time withstand current</b>	115 A 122 °F (50 °C) - 1 s for power circuit 105 A 122 °F (50 °C) - 5 s for power circuit 100 A 122 °F (50 °C) - 10 s for power circuit 75 A 122 °F (50 °C) - 30 s for power circuit 55 A 122 °F (50 °C) - 1 min for power circuit 50 A 122 °F (50 °C) - 3 min for power circuit 25 A 122 °F (50 °C) - >= 15 min for power circuit 80 A - 1 s for signalling circuit 90 A - 500 ms for signalling circuit 110 A - 100 ms for signalling circuit
<b>Associated fuse rating</b>	25 A gG at <= 440 V for power circuit 25 A aM for power circuit 10 A gG for signalling circuit conforming to IEC 60947 10 A gG for signalling circuit conforming to VDE 0660
<b>Average impedance</b>	3 mOhm - lth 20 A 50 Hz for power circuit
<b>[U<sub>i</sub>] rated insulation voltage</b>	Power circuit 600 V UL 508 Power circuit 690 V IEC 60947-4-1 Signalling circuit 690 V IEC 60947-4-1 Signalling circuit 690 V IEC 60947-5-1 Signalling circuit 600 V UL 508 Power circuit 600 V CSA C22.2 No 14 Signalling circuit 600 V CSA C22.2 No 14
<b>Insulation resistance</b>	> 10 MOhm for signalling circuit
<b>Inrush power in VA</b>	30 VA (at 68 °F (20 °C))
<b>Hold-in power consumption in VA</b>	4.5 VA (at 68 °F (20 °C))
<b>Heat dissipation</b>	1.3 W
<b>Control circuit voltage limits</b>	Operational: 0.8...1.15 U <sub>c</sub> (at <122 °F (50 °C)) Drop-out: >= 0.20 U <sub>c</sub> (at <122 °F (50 °C))
<b>Connections - terminals</b>	screw clamp terminals 1 0.002...0.006 in <sup>2</sup> (1.5...4 mm <sup>2</sup> )solid screw clamp terminals 1 0.001...0.006 in <sup>2</sup> (0.75...4 mm <sup>2</sup> )flexible without cable end screw clamp terminals 1 0.0005...0.004 in <sup>2</sup> (0.34...2.5 mm <sup>2</sup> )flexible with cable end screw clamp terminals 2 0.002...0.006 in <sup>2</sup> (1.5...4 mm <sup>2</sup> )solid screw clamp terminals 2 0.001...0.006 in <sup>2</sup> (0.75...4 mm <sup>2</sup> )flexible without cable end screw clamp terminals 2 0.0005...0.002 in <sup>2</sup> (0.34...1.5 mm <sup>2</sup> )flexible with cable end
<b>Maximum operating rate</b>	3600 cyc/h
<b>Auxiliary contacts type</b>	Instantaneous 1 NO
<b>Signalling circuit frequency</b>	<= 400 Hz
<b>Minimum switching current</b>	5 mA for signalling circuit
<b>Minimum switching voltage</b>	17 V for signalling circuit
<b>Mounting Support</b>	Rail Plate
<b>Tightening torque</b>	7.08...11.5 lbf.in (0.8...1.3 N.m) screw clamp terminals Philips No 2 7.08...11.5 lbf.in (0.8...1.3 N.m) screw clamp terminals flat Ø 6 mm 7.08...11.5 lbf.in (0.8...1.3 N.m) screw clamp terminals pozidriv No 2
<b>Operating time</b>	10...20 ms coil de-energisation and NO opening 10...20 ms coil energisation and NO closing
<b>Safety reliability level</b>	B10d = 1369863 cycles contactor with nominal load EN/ISO 13849-1 B10d = 20000000 cycles contactor with mechanical load EN/ISO 13849-1
<b>Non overlap distance</b>	0.02 in (0.5 mm)
<b>Mechanical durability</b>	10 Mcycles

<b>Electrical durability</b>	1.3 Mcycles 12 A AC-3 <= 440 V 1.3 Mcycles 12 A AC-3e <= 440 V 0.3 Mcycles 20 A AC-1 <= 690 V 0.02 Mcycles 72 A AC-4 <= 440 V
<b>Mechanical robustness</b>	Shocks contactor closed, on X axis10 Gn for 11 ms IEC 60068-2-27 Shocks contactor closed, on Y axis15 Gn for 11 ms IEC 60068-2-27 Shocks contactor closed, on Z axis15 Gn for 11 ms IEC 60068-2-27 Shocks contactor opened, on X axis6 Gn for 11 ms IEC 60068-2-27 Shocks contactor opened, on Y axis10 Gn for 11 ms IEC 60068-2-27 Shocks contactor opened, on Z axis10 Gn for 11 ms IEC 60068-2-27 Vibrations contactor closed4 Gn, 5...300 Hz IEC 60068-2-6 Vibrations contactor opened2 Gn, 5...300 Hz IEC 60068-2-6
<b>Height</b>	2.3 in (58 mm)
<b>Width</b>	1.8 in (45 mm)
<b>Depth</b>	2.2 in (57 mm)
<b>Net Weight</b>	0.40 lb(US) (0.18 kg)

## Environment

<b>Standards</b>	EN/IEC 60947-4-1 GB/T 14048.4 UL 60947-4-1 CSA C22.2 No 60947-4-1 JIS C8201-4-1 IEC 60335-1:Clause 30.2 IEC 60335-2-40:Annex JJ UL 60335-2-40:Annex JJ
<b>Product Certifications</b>	CB Scheme CCC UL CSA EAC CE UKCA
<b>IP degree of protection</b>	IP2X VDE 0106
<b>Protective treatment</b>	TC IEC 60068 TC DIN 50016
<b>Ambient Air Temperature for Storage</b>	-58...176 °F (-50...80 °C)
<b>Operating altitude</b>	6561.68 ft (2000 m) without derating
<b>Flame retardance</b>	V1 conforming to UL 94 Requirement 2 conforming to NF F 16-101 Requirement 2 conforming to NF F 16-102

## Ordering and shipping details

<b>Category</b>	US10I1222326
<b>Discount Schedule</b>	0I12
<b>GTIN</b>	03389110346190
<b>Returnability</b>	No
<b>Country of origin</b>	ID

## Packing Units

<b>Unit Type of Package 1</b>	PCE
<b>Number of Units in Package 1</b>	1
<b>Package 1 Height</b>	2.441 in (6.200 cm)
<b>Package 1 Width</b>	1.890 in (4.800 cm)

<b>Package 1 Length</b>	2.559 in (6.500 cm)
<b>Package 1 Weight</b>	6.279 oz (178.000 g)
<b>Unit Type of Package 2</b>	S02
<b>Number of Units in Package 2</b>	50
<b>Package 2 Height</b>	5.906 in (15.000 cm)
<b>Package 2 Width</b>	11.811 in (30.000 cm)
<b>Package 2 Length</b>	15.748 in (40.000 cm)
<b>Package 2 Weight</b>	20.757 lb(US) (9.415 kg)

## Contractual warranty

<b>Warranty</b>	18 months
-----------------	-----------

## Sustainability

**Green Premium™ label** is Schneider Electric's commitment to delivering products with best-in-class environmental performance. Green Premium promises compliance with the latest regulations, transparency on environmental impacts, as well as circular and low-CO<sub>2</sub> products.

**Guide to assessing product sustainability** is a white paper that clarifies global eco-label standards and how to interpret environmental declarations.


[Learn more about Green Premium >](#)

[Guide to assess a product's sustainability >](#)



Sustainable Packaging Transparency RoHS/REACH


## Resource performance


 Sustainable Packaging

## Well-being performance

 Reach Free Of Svhc

 Toxic Heavy Metal Free

 Mercury Free

 Rohs Exemption Information [Yes](#)

## Certifications & Standards

Reach Regulation [REACH Declaration](#)

Eu Rohs Directive Compliant  
[EU RoHS Declaration](#)

China Rohs Regulation [China RoHS declaration](#)  
Pro-active China RoHS declaration (out of China RoHS legal scope)

Environmental Disclosure [Product Environmental Profile](#)

Weee The product must be disposed on European Union markets following specific waste collection and never end up in rubbish bins.

Circularity Profile [End of Life Information](#)

**California Proposition 65**

WARNING: This product can expose you to chemicals including: Antimony oxide & Antimony trioxide, which is known to the State of California to cause cancer. For more information go to [www.P65Warnings.ca.gov](http://www.P65Warnings.ca.gov)

---