

Product datasheet

Specifications



motor circuit breaker GZ1 - 3 poles 3d - 0.16..0.25A - thermomagnetic trip unit

GZ1E02

Main

Range	Easy TeSys
Range of product	Easy TeSys Power
Product or component type	Circuit breaker
Device short name	GZ1E
Device application	Motor
Trip unit technology	Thermal-magnetic
Suitability for isolation	Yes conforming to IEC 60947-1 appendix 7.1.6
Colour	Grey (RAL 7011)

Complementary

poles description	3P
Network type	AC
Utilisation category	AC-3
Network frequency	50/60 Hz conforming to IEC 60947-2
mounting mode	By screws By clips
mounting support	Rail
mounting position	Any position
Breaking capacity	Icu: ≥ 100 kA at 230/240 V AC 50/60 Hz conforming to IEC 60947-2 Icu: ≥ 100 kA at 400/415 V AC 50/60 Hz conforming to IEC 60947-2 Icu: ≥ 100 kA at 440 V AC 50/60 Hz conforming to IEC 60947-2 Icu: ≥ 100 kA at 500 V AC 50/60 Hz conforming to IEC 60947-2 Icu: ≥ 100 kA at 690 V AC 50/60 Hz conforming to IEC 60947-2
[Ics] rated service short-circuit breaking capacity	100 % at 230/240 V AC 50/60 Hz conforming to IEC 60947-2 100 % at 400/415 V AC 50/60 Hz conforming to IEC 60947-2 100 % at 440 V AC 50/60 Hz conforming to IEC 60947-2 100 % at 500 V AC 50/60 Hz conforming to IEC 60947-2 100 % at 690 V AC 50/60 Hz conforming to IEC 60947-2
Control type	Push-button
Thermal protection adjustment range	0.16...0.25 A
Magnetic tripping current	2.4 A
[Ue] rated operational voltage	690 V AC 50/60 Hz conforming to IEC 60947-2
[Ui] rated insulation voltage	690 V AC 50/60 Hz conforming to IEC 60947-2
[Uimp] rated impulse withstand voltage	6 kV conforming to IEC 60947-2
Power dissipation	2.5 W (per pole)

Mechanical durability	100000 cycles
Electrical durability	100000 cycles for AC-3
Maximum operating rate	25 cyc/h
Connections - terminals	Screw clamp terminals 2 1...6 mm ² - cable stiffness: solid Screw clamp terminals 2 1.5...6 mm ² - cable stiffness: flexible without cable end Screw clamp terminals 2 1...4 mm ² - cable stiffness: flexible with cable end
Height	89 mm
Width	44.5 mm
Depth	78 mm
Net weight	0.26 kg

Environment

Standards	IEC 60947-2 IEC 60947-4
Protective treatment	TH
IP degree of protection	IP20 conforming to IEC 60529
Ambient air temperature for operation	-20...60 °C
Ambient air temperature for storage	-40...80 °C
Fire resistance	960 °C conforming to IEC 60695-2-1
Operating altitude	2000 m

Packing Units

Unit Type of Package 1	PCE
Number of Units in Package 1	1
Package 1 Height	5.400 cm
Package 1 Width	8.800 cm
Package 1 Length	9.300 cm
Package 1 Weight	219.000 g
Unit Type of Package 2	S02
Number of Units in Package 2	24
Package 2 Height	15.000 cm
Package 2 Width	30.000 cm
Package 2 Length	40.000 cm
Package 2 Weight	5.612 kg

Sustainability

Green Premium™ label is Schneider Electric's commitment to delivering products with best-in-class environmental performance. Green Premium promises compliance with the latest regulations, transparency on environmental impacts, as well as circular and low-CO₂ products.

Guide to assessing product sustainability is a white paper that clarifies global eco-label standards and how to interpret environmental declarations.

[Learn more about Green Premium >](#)

[Guide to assess a product's sustainability >](#)



Transparency RoHS/REACH

Well-being performance

Mercury Free

Rohs Exemption Information Yes

Certifications & Standards

Reach Regulation [REACH Declaration](#)

Eu Rohs Directive Compliant with Exemptions

China Rohs Regulation [China RoHS declaration](#)
Product out of China RoHS scope. Substance declaration for your information

Environmental Disclosure [Product Environmental Profile](#)

Weee The product must be disposed on European Union markets following specific waste collection and never end up in rubbish bins

Circularity Profile [End of Life Information](#)

Offer Marketing Illustration

Product benefits / Features



The image shows a Schneider Easy TeSys Motor Circuit Breaker, model GZ1E02. It is a compact, grey, rectangular device with a red push button on the front panel. The front panel also features a white rocker switch, a QR code, and a small red indicator light. The top and bottom of the device have terminal blocks for electrical connections. The background is white with a green curved shape on the left side.

Easy TeSys Motor Circuit Breakers

Technical Benefits

- Specifically designed for the control and protection of motors conforming to standards IEC 60947-2 and IEC 60947-4-1.
- Thermal-magnetic or magnetic protection
- Push button control
- One size from 0.37 to 15 Kw under 440V
- Icu breaking capacity up to 100 kA
- One size from 0.1A to 32A, Width = 44.5 mm

Offer Marketing Illustration


Product benefits / Features

Easy TeSys Motor Circuit Breakers




Designed for the essential

Designed to deliver essential control & protection, providing the right balance between performance and cost without quality compromise




Easy choice and application

Easier to install, order and understand, operates with multi-standard screws



Cost-effective

Provides a cost-effective solution to simple light duty applications



Offer Marketing Illustration

Product benefits / Features



Easy TeSys Motor
Circuit Breakers
Range Accessories

Contact blocks

Auxiliary contact

Mounting accessories

Manual starter enclosure

Manual starter padlocking

The image displays a collection of accessories for Easy TeSys Motor Circuit Breakers. At the top left is a grey motor circuit breaker. Below it, the text 'Easy TeSys Motor Circuit Breakers Range Accessories' is shown. The accessories are arranged in two rows. The first row includes 'Contact blocks' (a white rectangular component) and 'Auxiliary contact' (a vertical white component). The second row includes 'Mounting accessories' (a stack of white metal brackets), 'Manual starter enclosure' (two white rectangular enclosures), and 'Manual starter padlocking' (a yellow padlock).

Technical Illustration

Assembly's dimensions

