

# Product datasheet

Specifications



## motor circuit breaker GZ1 - 3 poles 3d - 20..25A - thermomagnetic trip unit

GZ1E22

### Main

Range	Easy TeSys
Range of product	Easy TeSys Power
Product or component type	Circuit breaker
Device short name	GZ1E
Device application	Motor
Trip unit technology	Thermal-magnetic
Suitability for isolation	Yes conforming to IEC 60947-1 appendix 7.1.6
Colour	Grey (RAL 7011)

### Complementary

poles description	3P
Network type	AC
Utilisation category	AC-3
Network frequency	50/60 Hz conforming to IEC 60947-2
mounting mode	By screws By clips
mounting support	Rail
mounting position	Any position
Motor power kW	5.5 kW at 230 V AC 50/60 Hz 11 kW at 440 V AC 50/60 Hz 11 kW at 400 V AC 50/60 Hz 15 kW at 500 V AC 50/60 Hz 22 kW at 690 V AC 50/60 Hz
Breaking capacity	Icu: 2 kA at 690 V AC 50/60 Hz conforming to IEC 60947-2 Icu: 10 kA at 400/415 V AC 50/60 Hz conforming to IEC 60947-2 Icu: 30 kA at 230/240 V AC 50/60 Hz conforming to IEC 60947-2 Icu: 5 kA at 440 V AC 50/60 Hz conforming to IEC 60947-2 Icu: 3 kA at 500 V AC 50/60 Hz conforming to IEC 60947-2
[Ics] rated service short-circuit breaking capacity	100 % at 230/240 V AC 50/60 Hz conforming to IEC 60947-2 75 % at 690 V AC 50/60 Hz conforming to IEC 60947-2 50 % at 440 V AC 50/60 Hz conforming to IEC 60947-2 75 % at 500 V AC 50/60 Hz conforming to IEC 60947-2 40 % at 400/415 V AC 50/60 Hz conforming to IEC 60947-2
Control type	Push-button
Thermal protection adjustment range	20...25 A
Magnetic tripping current	327 A
[Ue] rated operational voltage	690 V AC 50/60 Hz conforming to IEC 60947-2

<b>[Ui] rated insulation voltage</b>	690 V AC 50/60 Hz conforming to IEC 60947-2
<b>[Uimp] rated impulse withstand voltage</b>	6 kV conforming to IEC 60947-2
<b>Power dissipation</b>	2.5 W (per pole)
<b>Mechanical durability</b>	100000 cycles
<b>Electrical durability</b>	100000 cycles for AC-3
<b>Maximum operating rate</b>	25 cyc/h
<b>Connections - terminals</b>	Screw clamp terminals 2 1...6 mm <sup>2</sup> - cable stiffness: solid Screw clamp terminals 2 1.5...6 mm <sup>2</sup> - cable stiffness: flexible without cable end Screw clamp terminals 2 1...4 mm <sup>2</sup> - cable stiffness: flexible with cable end
<b>Height</b>	89 mm
<b>Width</b>	44.5 mm
<b>Depth</b>	78 mm
<b>Net weight</b>	0.26 kg

## Environment

<b>Standards</b>	IEC 60947-4 IEC 60947-2
<b>Protective treatment</b>	TH
<b>IP degree of protection</b>	IP20 conforming to IEC 60529
<b>Ambient air temperature for operation</b>	-20...60 °C
<b>Ambient air temperature for storage</b>	-40...80 °C
<b>Fire resistance</b>	960 °C conforming to IEC 60695-2-1
<b>Operating altitude</b>	2000 m

## Packing Units

<b>Unit Type of Package 1</b>	PCE
<b>Number of Units in Package 1</b>	1
<b>Package 1 Height</b>	8.4 cm
<b>Package 1 Width</b>	4.7 cm
<b>Package 1 Length</b>	9 cm
<b>Package 1 Weight</b>	275 g
<b>Unit Type of Package 2</b>	S02
<b>Number of Units in Package 2</b>	24
<b>Package 2 Height</b>	15 cm
<b>Package 2 Width</b>	30 cm
<b>Package 2 Length</b>	40 cm
<b>Package 2 Weight</b>	6.991 kg

## Sustainability

**Green Premium™ label** is Schneider Electric's commitment to delivering products with best-in-class environmental performance. Green Premium promises compliance with the latest regulations, transparency on environmental impacts, as well as circular and low-CO<sub>2</sub> products.

**Guide to assessing product sustainability** is a white paper that clarifies global eco-label standards and how to interpret environmental declarations.

[Learn more about Green Premium >](#)

[Guide to assess a product's sustainability >](#)



Transparency RoHS/REACH

## Well-being performance

Mercury Free

RoHS Exemption Information Yes

## Certifications & Standards

Reach Regulation [REACH Declaration](#)

Eu RoHS Directive Compliant with Exemptions

China RoHS Regulation [China RoHS declaration](#)  
Product out of China RoHS scope. Substance declaration for your information

Environmental Disclosure [Product Environmental Profile](#)

Weee The product must be disposed on European Union markets following specific waste collection and never end up in rubbish bins


Circularity Profile [End of Life Information](#)

Offer Marketing Illustration


Product benefits / Features

---


## Easy TeSys Motor Circuit Breakers




**Designed for the essential**  
Designed to deliver essential control & protection, providing the right balance between performance and cost without quality compromise



**Easy choice and application**  
Easier to install, order and understand, operates with multi-standard screws



**Cost-effective**  
Provides a cost-effective solution to simple light duty applications



Offer Marketing Illustration

Product benefits / Features

---



Easy TeSys Motor  
Circuit Breakers  
Range Accessories

Contact blocks

Auxiliary contact

Mounting accessories

Manual starter enclosure


Manual starter padlocking

The image displays a collection of accessories for Easy TeSys Motor Circuit Breakers. At the top left is a grey motor circuit breaker. Below it, the text 'Easy TeSys Motor Circuit Breakers Range Accessories' is shown. The accessories are arranged in two rows. The first row includes 'Contact blocks' (a white rectangular component) and 'Auxiliary contact' (a vertical white component). The second row includes 'Mounting accessories' (a stack of white metal brackets), 'Manual starter enclosure' (two white rectangular enclosures), and 'Manual starter padlocking' (a yellow padlock).

Offer Marketing Illustration

Product benefits / Features

---



The image shows a Schneider Easy TeSys Motor Circuit Breaker (GZ1E22) against a white background with a green curved shape on the left. The device is a compact, grey plastic unit with three terminals on top and three on the bottom. It features a red 'OFF' button, a white 'ON' button, and a small red indicator light. The Schneider logo and 'Easy TeSys Motor GZ1E22' are printed on the front. A QR code is visible on the left side of the front panel.

### Easy TeSys Motor Circuit Breakers

#### Technical Benefits

- Specifically designed for the control and protection of motors conforming to standards IEC 60947-2 and IEC 60947-4-1.
- Thermal-magnetic or magnetic protection
- Push button control
- One size from 0.37 to 15 Kw under 440V
- Icu breaking capacity up to 100 kA
- One size from 0.1A to 32A, Width = 44.5 mm

Technical Illustration

Assembly's dimensions

---

